GEEFUN®
吉丰工具

PROFESSIONAL
CUTTING TOOL

Performance
Precision
Productivity
Profitability

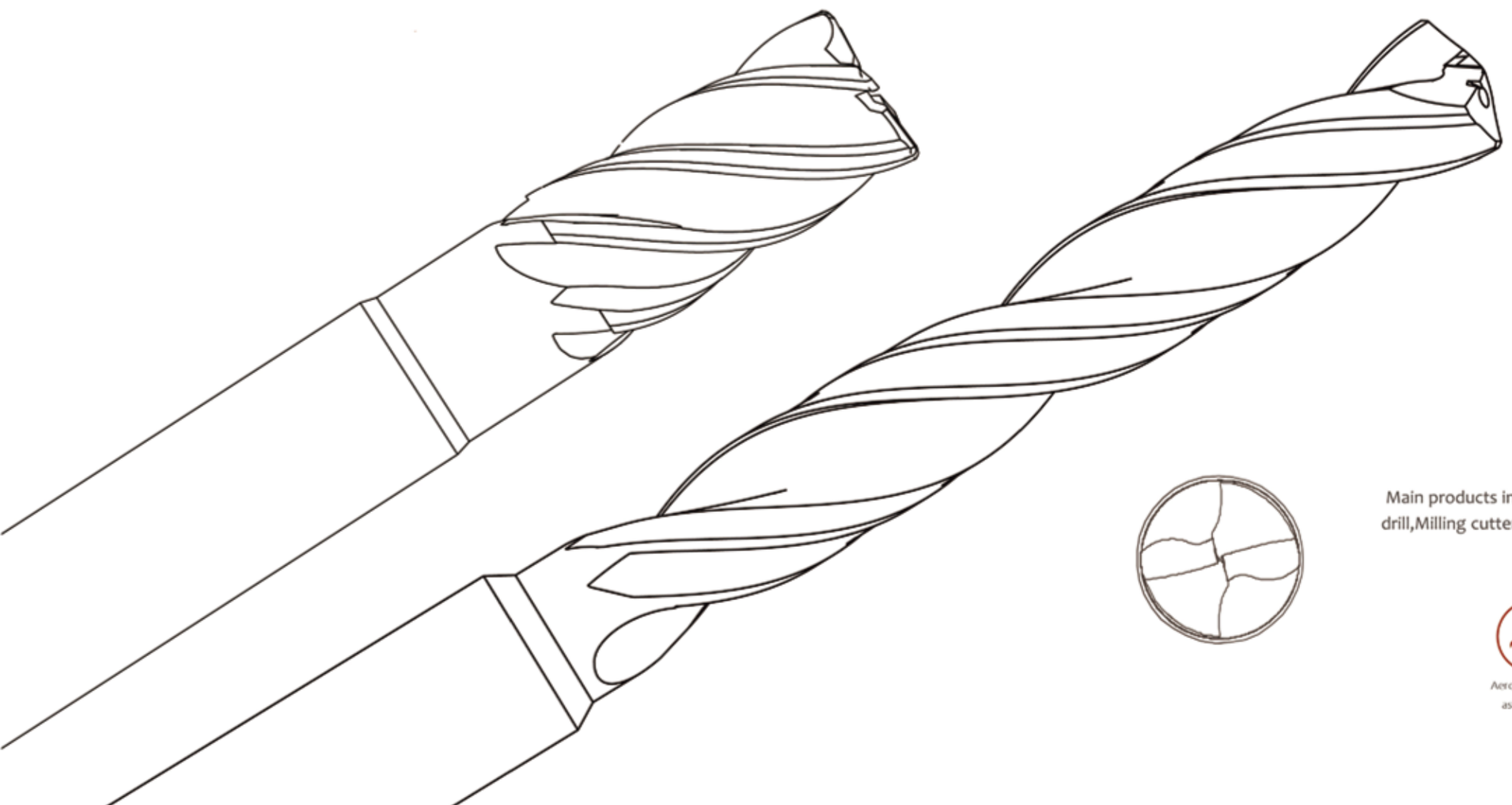

(2025版)

常州旭特吉丰工具有限公司
CHANGZHOU GEEFUN TOOLS CO., LTD

Main products include carbide drill, internal cold drill, internal cold deep hole drill,Milling cutter, reamer and other CNC mechanical tools and non-standard forming tools.

Aeronautics and astronautics
The car industry
The electronics industry
Mould manufacturing industry

GEEFUN

COVER THE MARKET
覆盖市场

销往全球共计50多国和地区

常州旭特吉丰工具有限公司

吉丰工具是一家专业设计和生产硬质合金刀具的厂商。产品畅销欧洲、南美洲、北美洲、亚洲和中东等50多个国家及地区；主营产品包括硬质合金钻头、内冷钻、内冷深孔钻、铣刀、铰刀等在内的各种CNC机械刀具及非标成型刀具。

CHANGZHOU GEEFUN TOOLS CO.,LTD .

GEEFUN tools is a professional manufacturer specializing in the design and production of carbide tools. Best-selling products include Europe, South more than 50 countries and regions in North America, Asia and the Middle East; Main products include carbide drill, internal cold drill, internal cold deep hole drill,Milling cutter, reamer and other CNC mechanical tools and non-standard forming tools.

核心价值

- 高性能 Performance
- 高精度 Precision
- 高生产率 Productivity
- 高收益 Profitability

»公司简介
Company profile

公司实景/The company live

GEEFUN-----共同推进智造业的未来

GEEFUN-- Work together to advance the future of manufacturing

All of GEEFUN's products are manufactured by fully imported equipment WALTER, ANCA, and are manufactured using highly precision instrumentation, suitable nano coatings, and tool passivation processes. All employees are committed to helping customers overcome their challenges by providing sound metal-cutting solutions.

铣刀展示 / Cutter exhibition

钻头展示 / Bit exhibition

DIRECTORY | 目录

07 硬质合金钻头 Carbide drill

08 成型孔加工 Forming hole processing

09 孔加工 Forming hole processing

10 螺纹加工 Thread processing

11 非标定制 Non standard customization

加工材料

- P 钢件Steel
- M 不锈钢Stainless Steel
- K 铸铁Cast Iron
- N 有色金属Nonferrous Metals
- S 耐热合金Heat Resisting Alloy
- H 高硬材料High-hardness Materials

GEEFUN

Description of Icons
图标识别方法

可加工硬度/Machinable hardness

<55 hrc — <55HRC 可加工至HRC55度

<65 hrc — <65HRC 可加工至HRC65度

涂料种类/Coating types

- TiSiN
- SiC
- Glit
- TiAlN+AlCrN-based
- Al-based
- TiAlN

刃角形状 /Corner Shape

- Protection Edge 保护角型
- Sharp Edge 尖角型
- Corner Edge 圆角型

刃角形状 /Corner Shape

- OD Relief Angle Type 圆弧后角
- Straight Line Relief Angle 直线后角

图标 | 图标识别
Icon recognition

内冷/外冷 Cold inside/cold outside

- Cold inside 内冷
- cold outside 外冷

刃数 /The blade number

- 2 the blade 2刃
- 3 the blade 3刃
- 4 blade 4刃
- 5 blade 5刃
- Variable Flute 变刃

螺旋角/ Spiral Angle

- 30° 螺旋角 — 30°Helix Angle 30度螺旋角
- 35° 螺旋角 — 35°Helix Angle 35度螺旋角
- 35°/38° 螺旋角 — 35°/38°Helix Angle 35°/38度螺旋角
- 45° 螺旋角 — 45°Helix Angle 45度螺旋角

柄径公差/ Shank diameter tolerance

柄径 h6 — 柄径公差为：h6

铣刀 I Milling cutter

铣削刀具具有独特的锋利切削刃设计，使切削过程更加轻快流畅，提高了加工效率和工件表面质量。

Specially designed cutting edge provides somooth cutting,high surface quality and maximum productivity.



GEEFUN

NOR | 通用铣刀 Universal milling cutter

NOR-4F

NOR-4刃平底铣刀

NOR-4 Flutes Flat Square End mills

可用于槽铣、侧铣，平面,适用于加工钢件，铸铁，淬火钢，淬硬钢等。
Used for groove milling，Side Milling , face milling .Suitable for machining steel,cast iron,hardened steel, hardened steel etc

P ☑ M ☑ K ☑ N ☐
S ☐ H ☐

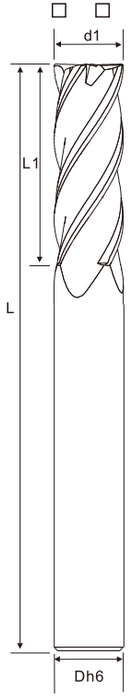

35° 螺旋角
柄径 h6
4

ITEM CODE	d1	L1	Dh6	L
NOR-4F01450	Φ1	3	Φ4	50
NOR-4F15450	Φ1.5	4	Φ4	50
NOR-4F02450	Φ2	6	Φ4	50
NOR-4F25450	Φ2.5	8	Φ4	50
NOR-4F03350	Φ3	8	Φ3	50
NOR-4F03450	Φ3	8	Φ4	50
NOR-4F35450	Φ3.5	8	Φ4	50
NOR-4F04450	Φ4	10	Φ4	50
NOR-4F05550	Φ5	13	Φ5	50
NOR-4F05650	Φ5	13	Φ6	50
NOR-4F55650	Φ5.5	15	Φ6	50
NOR-4F06650	Φ6	15	Φ6	50
NOR-4F08860	Φ8	20	Φ8	60
NOR-4F03375	Φ3	12	Φ3	75
NOR-4F04475	Φ4	15	Φ4	75
NOR-4F05575	Φ5	20	Φ5	75
NOR-4F06675	Φ6	20	Φ6	75
NOR-4F08875	Φ8	25	Φ8	75
NOR-4F101075	Φ10	25	Φ10	75
NOR-4F121275	Φ12	30	Φ12	75
NOR-4F141480	Φ14	32	Φ14	80
NOR-4F033100	Φ3	12	Φ3	100
NOR-4F044100	Φ4	16	Φ4	100
NOR-4F055100	Φ5	20	Φ5	100
NOR-4F066100	Φ6	25	Φ6	100
NOR-4F088100	Φ8	35	Φ8	100
NOR-4F1010100	Φ10	40	Φ10	100
NOR-4F1212100	Φ12	45	Φ12	100
NOR-4F1414100	Φ14	45	Φ14	100

NOR-4F

NOR-4刃平底铣刀

NOR-4 Flutes Flat Square End mills

NOR | 通用铣刀 Universal milling cutter

P ☑ M ☑ K ☑ N ☐
S ☐ H ☐

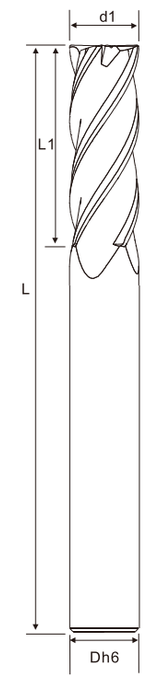

35° 螺旋角
柄径 h6
4

ITEM CODE	d1	L1	Dh6	L
NOR-4F1616100	Φ16	45	Φ16	100
NOR-4F1818100	Φ18	45	Φ18	100
NOR-4F2020100	Φ20	45	Φ20	100
NOR-4F2525100	Φ25	45	Φ25	100
NOR-4F066150	Φ6	25	Φ6	150
NOR-4F088150	Φ8	35	Φ8	150
NOR-4F1010150	Φ10	45	Φ10	150
NOR-4F1212150	Φ12	45	Φ12	150
NOR-4F1414150	Φ14	45	Φ14	150
NOR-4F1616150	Φ16	50	Φ16	150
NOR-4F1818150	Φ18	50	Φ18	150
NOR-4F2020150	Φ20	55	Φ20	150
NOR-4F2525150	Φ25	60	Φ25	150

APPLICABLE TABLE OF MACHINABLE MATERIALS
可切削材料适用表

○ 非常适合 VERY SUITABLE　○ 适合 SUITABLE

CARBON STEEL 碳素钢 / PRE HARDENED STEEL 预硬钢	ALLOY STEEL 合金钢 / CHISEL TOOL STEEL 工具钢	PRE HARDENED STEEL、HARDENED STEEL 预硬钢、淬硬钢				STAINLESS STEEL 不锈钢	CAST IRON 铸铁 / DUCTILE IRON 球墨铸铁	COPPER ALLOY 铜合金	ALUMINIUM ALLOY 铝合金	GRAPHITE 石墨	TITANIUM ALLOY 钛合金	HEAT-RESISTING ALLOY 耐热合金	PLASTIC 塑料
~40HRC		~45HRC	~55HRC	~60HRC	~65HRC	~35HRC	~350HB						
○		○	○	○	○	○	○	○	○		○	○	○

GEEFUN®

NOR | 通用铣刀 Universal milling cutter

NOR-2B

NOR-2刃球头铣刀

NOR-2 Flutes Ball nose End mills

各类球头立铣刀具有很小的公差，进行仿形加工时，也能确保很高的精度。
All kinds of ball end cutter has very small tolerance for copying machining ,can ensure high accuracy,
Applicable for plane and surface machining .

P ☑ M ☑ K ☑ N ☐
S ☐ H ☐

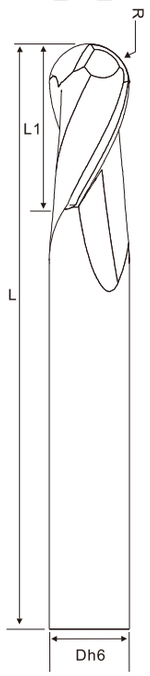

ITEM CODE	R	L1	Dh6	L
NOR-2B05450	R0.5	2	Φ4	50
NOR-2B075450	R0.75	3	Φ4	50
NOR-2B10450	R1	4	Φ4	50
NOR-2B125450	R1.25	5	Φ4	50
NOR-2B15350	R1.5	6	Φ3	50
NOR-2B15450	R1.5	6	Φ4	50
NOR-2B175450	R1.75	7	Φ4	50
NOR-2B20450	R2	8	Φ4	50
NOR-2B25550	R2.5	10	Φ5	50
NOR-2B25650	R2.5	10	Φ6	50
NOR-2B30650	R3	12	Φ6	50
NOR-2B40860	R4	16	Φ8	60
NOR-2B15375	R1.5	6	Φ3	75
NOR-2B20475	R2	8	Φ4	75
NOR-2B25575	R2.5	10	Φ5	75
NOR-2B30675	R3	12	Φ6	75
NOR-2B40875	R4	16	Φ8	75
NOR-2B501075	R5	20	Φ10	75
NOR-2B601275	R6	24	Φ12	75
NOR-2B701480	R7	28	Φ14	80
NOR-2B153100	R1.5	6	Φ3	100
NOR-2B204100	R2	8	Φ4	100
NOR-2B255100	R2.5	10	Φ5	100
NOR-2B306100	R3	12	Φ6	100
NOR-2B408100	R4	16	Φ8	100
NOR-2B5010100	R5	20	Φ10	100
NOR-2B6012100	R6	24	Φ12	100
NOR-2B7014100	R7	28	Φ14	100
NOR-2B8016100	R8	32	Φ16	100

NOR-2B
NOR-2刃球头铣刀
NOR-2 Flutes Ball nose End mills
NOR | 通用铣刀 Universal milling cutter

P ☑ M ☑ K ☑ N ☐
S ☐ H ☐

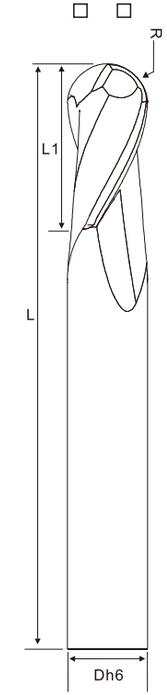

ITEM CODE	R	L1	Dh6	L
NOR-2B9018100	R9	36	Φ18	100
NOR-2B1020100	R10	40	Φ20	100
NOR-2B12525100	R12.5	50	Φ25	100
NOR-2B306150	R3	12	Φ6	150
NOR-2B408150	R4	16	Φ8	150
NOR-2B5010150	R5	20	Φ10	150
NOR-2B6012150	R6	24	Φ12	150
NOR-2B7014150	R7	28	Φ14	150
NOR-2B8016150	R8	32	Φ16	150
NOR-2B9018150	R9	36	Φ18	150
NOR-2B1020150	R10	40	Φ20	150
NOR-2B12525150	R12.5	50	Φ25	150

APPLICABLE TABLE OF MACHINABLE MATERIALS
可切削材料适用表

○ 非常适合 VERY SUITABLE　○ 适合 SUITABLE

CARBON STEEL 碳素钢 / PRE HARDENED STEEL 预硬钢	ALLOY STEEL 合金钢 / CHISEL TOOL STEEL 工具钢	PRE HARDENED STEEL、HARDENED STEEL 预硬钢、淬硬钢				STAINLESS STEEL 不锈钢	CAST IRON 铸铁 / DUCTILE IRON 球墨铸铁	COPPER ALLOY 铜合金	ALUMINIUM ALLOY 铝合金	GRAPHITE 石墨	TITANIUM ALLOY 钛合金	HEAT-RESISTING ALLOY 耐热合金	PLASTIC 塑料
~40HRC		~45HRC	~55HRC	~60HRC	~65HRC	~35HRC	~350HB						
○		○	○	○	○	○	○	○	○		○	○	○

GEEFUN®

NOR-4R

NOR-4刃圆鼻铣刀

NOR-4 Flutes Corner radius End mills

NOR | 通用铣刀 Universal milling cutter

一般未处理材料一直加工到淬火钢，适用范围广，最适合磨具和机械零部件的内圆偶角和仿形加工。
Usually untreated materials has been processing to harden steel,wide application ,
The most suitable mold and mechanical parts inner circle even angle and profiling.

P ☑ M ☑ K ☑ N ☐
S ☐ H ☐

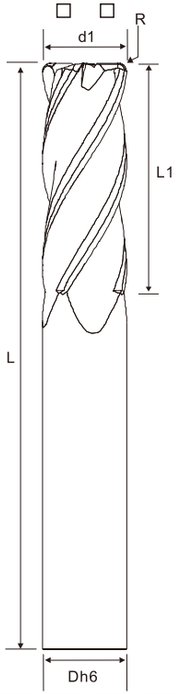

35° 螺旋角
柄径 h6
4

ITEM CODE	d-R	L1	D	L
NOR-4R053350	Φ3 R0.5	8	Φ3	50
NOR-4R103350	Φ3 R1	8	Φ3	50
NOR-4R053450	Φ3 R0.5	8	Φ4	50
NOR-4R103450	Φ3 R1	8	Φ4	50
NOR-4R054450	Φ4 R0.5	10	Φ4	50
NOR-4R104450	Φ4 R1	10	Φ4	50
NOR-4R055550	Φ5 R0.5	13	Φ5	50
NOR-4R105550	Φ5 R1	13	Φ5	50
NOR-4R055650	Φ5 R0.5	13	Φ6	50
NOR-4R105650	Φ5 R1	13	Φ6	50
NOR-4R056650	Φ6 R0.5	15	Φ6	50
NOR-4R106650	Φ6 R1	15	Φ6	50
NOR-4R058860	Φ8 R0.5	20	Φ8	60
NOR-4R108860	Φ8 R1	20	Φ8	60
NOR-4R053375	Φ3 R0.5	12	Φ3	75
NOR-4R103375	Φ3 R1	12	Φ3	75
NOR-4R054475	Φ4 R0.5	15	Φ4	75
NOR-4R104475	Φ4 R1	15	Φ4	75
NOR-4R055575	Φ5 R0.5	20	Φ5	75
NOR-4R105575	Φ5 R1	20	Φ5	75
NOR-4R056675	Φ6 R0.5	20	Φ6	75
NOR-4R106675	Φ6 R1	20	Φ6	75
NOR-4R058875	Φ8 R0.5	25	Φ8	75
NOR-4R108875	Φ8 R1	25	Φ8	75
NOR-4R051075	Φ10 R0.5	25	Φ10	75
NOR-4R101075	Φ10 R1	25	Φ10	75
NOR-4R051275	Φ12 R0.5	30	Φ12	75
NOR-4R101275	Φ12 R1	30	Φ12	75
NOR-4R051480	Φ14 R0.5	32	Φ14	80

NOR-4R
NOR-4刃圆鼻铣刀
NOR-4 Flutes Corner radius End mills
NOR | 通用铣刀 Universal milling cutter

P ☑ M ☑ K ☑ N ☐
S ☐ H ☐

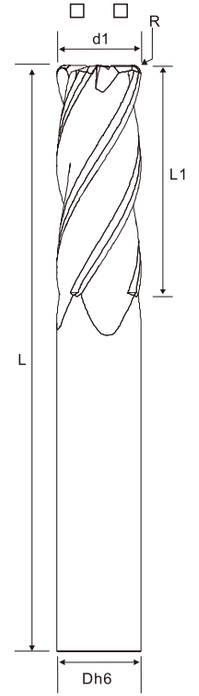

35° 螺旋角
柄径 h6
4

ITEM CODE	d-R	L1	D	L
NOR-4R101480	Φ14 R1	32	Φ14	80
NOR-4R053100	Φ3 R0.5	12	Φ3	100
NOR-4R103100	Φ3 R1	12	Φ3	100
NOR-4R054100	Φ4 R0.5	16	Φ4	100
NOR-4R104100	Φ4 R1	16	Φ4	100
NOR-4R055100	Φ5 R0.5	20	Φ5	100
NOR-4R105100	Φ5 R1	20	Φ5	100
NOR-4R056100	Φ6 R0.5	25	Φ6	100
NOR-4R106100	Φ6 R1	25	Φ6	100
NOR-4R058100	Φ8 R0.5	35	Φ8	100
NOR-4R108100	Φ8 R1	35	Φ8	100
NOR-4R0510100	Φ10 R0.5	40	Φ10	100
NOR-4R1010100	Φ10 R1	40	Φ10	100
NOR-4R0512100	Φ12 R0.5	45	Φ12	100
NOR-4R1012100	Φ12 R1	45	Φ12	100
NOR-4R0514100	Φ14 R0.5	45	Φ14	100
NOR-4R1014100	Φ14 R1	45	Φ14	100
NOR-4R0516100	Φ16 R0.5	45	Φ16	100
NOR-4R1016100	Φ16 R1	45	Φ16	100
NOR-4R0518100	Φ18 R0.5	45	Φ18	100
NOR-4R1018100	Φ18 R1	45	Φ18	100
NOR-4R0520100	Φ20 R0.5	45	Φ20	100
NOR-4R1020100	Φ20 R1	45	Φ20	100
NOR-4R0525100	Φ25 R0.5	45	Φ25	100
NOR-4R1025100	Φ25 R1	45	Φ25	100
NOR-4R056150	Φ6 R0.5	25	Φ6	150
NOR-4R106150	Φ6 R1	25	Φ6	150
NOR-4R058150	Φ8 R0.5	35	Φ8	150
NOR-4R108150	Φ8 R1	35	Φ8	150
NOR-4R0510150	Φ10 R0.5	45	Φ10	150
NOR-4R1010150	Φ10 R1	45	Φ10	150
NOR-4R0512150	Φ12 R0.5	45	Φ12	150

NOR-4R

NOR-4刃圆鼻铣刀

NOR-4 Flutes Corner radius End mills

NOR | 通用铣刀 Universal milling cutter

P ☑ M ☑ K ☑ N ☐
S ☐ H ☐

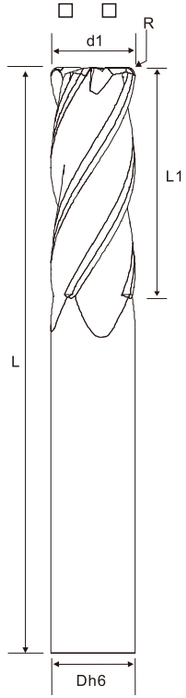

ITEM CODE	d-R	L1	Dh6	L
NOR-4R1012150	Φ12 R1	45	Φ12	150
NOR-4R0514150	Φ14 R0.5	45	Φ14	150
NOR-4R1014150	Φ14 R1	45	Φ14	150
NOR-4R0516150	Φ16 R0.5	50	Φ16	150
NOR-4R1016150	Φ16 R1	50	Φ16	150
NOR-4R0518150	Φ18 R0.5	50	Φ18	150
NOR-4R1018150	Φ18 R1	50	Φ18	150
NOR-4R0520150	Φ20 R0.5	55	Φ20	150
NOR-4R1020150	Φ20 R1	55	Φ20	150
NOR-4R0525150	Φ25 R0.5	60	Φ25	150
NOR-4R1025150	Φ25 R1	60	Φ25	150

35° 螺旋角
柄径 h6
4

APPLICABLE TABLE OF MACHINABLE MATERIALS
可切削材料适用表

○ 非常适合 VERY SUITABLE ○ 适合 SUITABLE

CARBON STEEL 碳素钢 / PRE HARDENED STEEL 预硬钢	ALLOY STEEL 合金钢 / CHISEL TOOL STEEL 工具钢	PRE HARDENED STEEL、HARDENED STEEL 预硬钢、淬硬钢				STAINLESS STEEL 不锈钢	CAST IRON 铸铁 / DUCTILE IRON 球墨铸铁	COPPER ALLOY 铜合金	ALUMINIUM ALLOY 铝合金	GRAPHITE 石墨	TITANIUM ALLOY 钛合金	HEAT-RESISTING ALLOY 耐热合金	PLASTIC 塑料
~40HRC		~45HRC	~55HRC	~60HRC	~65HRC	~35HRC	~350HB						
○		○	○	○	○	○	○	○	○		○	○	○

GEEFUN®

GEN-4F

GEN-4刃平底铣刀

GEN-4 Flutes Flat Square End mills

可用于槽铣、侧铣，平面,适用于加工钢件，铸铁，淬火钢，淬硬钢等。
Used for groove milling，Side Milling , face milling .Suitable for machining steel,cast iron,hardened steel, hardened steel etc

GEN | 通用铣刀 Universal milling cutter

P ☑ M ☑ K ☑ N ☐
S ☐ H ☐

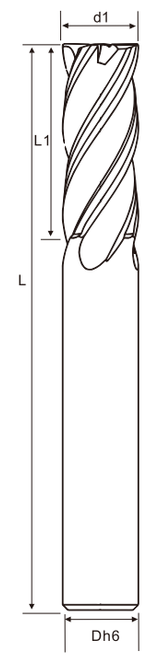

ITEM CODE	d1	L1	Dh6	L
GEN-4F01450	Φ1	3	Φ4	50
GEN-4F15450	Φ1.5	4	Φ4	50
GEN-4F02450	Φ2	6	Φ4	50
GEN-4F25450	Φ2.5	8	Φ4	50
GEN-4F03350	Φ3	8	Φ3	50
GEN-4F03450	Φ3	8	Φ4	50
GEN-4F35450	Φ3.5	8	Φ4	50
GEN-4F04450	Φ4	10	Φ4	50
GEN-4F05550	Φ5	13	Φ5	50
GEN-4F05650	Φ5	13	Φ6	50
GEN-4F06650	Φ6	15	Φ6	50
GEN-4F08860	Φ8	20	Φ8	60
GEN-4F03375	Φ3	12	Φ3	75
GEN-4F04475	Φ4	15	Φ4	75
GEN-4F05575	Φ5	20	Φ5	75
GEN-4F06675	Φ6	20	Φ6	75
GEN-4F08875	Φ8	25	Φ8	75
GEN-4F101075	Φ10	25	Φ10	75
GEN-4F121275	Φ12	30	Φ12	75
GEN-4F141480	Φ14	32	Φ14	80
GEN-4F033100	Φ3	12	Φ3	100
GEN-4F044100	Φ4	16	Φ4	100
GEN-4F055100	Φ5	20	Φ5	100
GEN-4F066100	Φ6	25	Φ6	100
GEN-4F088100	Φ8	35	Φ8	100
GEN-4F1010100	Φ10	40	Φ10	100
GEN-4F1212100	Φ12	45	Φ12	100
GEN-4F1414100	Φ14	45	Φ14	100

35° 螺旋角
柄径 h6
4

GEN-4F

GEN-4刃平底铣刀

GEN-4 Flutes Flat Square End mills

GEN | 通用铣刀 Universal milling cutter

P ☑ M ☑ K ☑ N ☐
S ☐ H ☐

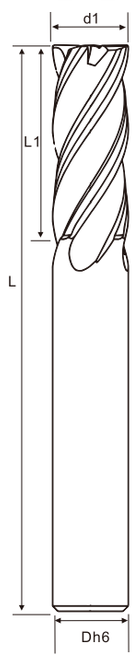

ITEM CODE	d1	L1	Dh6	L
GEN-4F1616100	Φ16	45	Φ16	100
GEN-4F1818100	Φ18	45	Φ18	100
GEN-4F2020100	Φ20	45	Φ20	100
GEN-4F2525100	Φ25	45	Φ25	100
GEN-4F066150	Φ6	25	Φ6	150
GEN-4F088150	Φ8	35	Φ8	150
GEN-4F1010150	Φ10	45	Φ10	150
GEN-4F1212150	Φ12	45	Φ12	150
GEN-4F1414150	Φ14	45	Φ14	150
GEN-4F1616150	Φ16	50	Φ16	150
GEN-4F1818150	Φ18	50	Φ18	150
GEN-4F2020150	Φ20	55	Φ20	150
GEN-4F2525150	Φ25	60	Φ25	150

35° 螺旋角

柄径 h6 4

APPLICABLE TABLE OF MACHINABLE MATERIALS

可切削材料适用表

○ 非常适合 VERY SUITABLE　○ 适合 SUITABLE

CARBON STEEL 碳素钢 / ALLOY STEEL 合金钢 / PRE HARDENED STEEL 预硬钢 / CHISEL TOOL STEEL 工具钢	PRE HARDENED STEEL、HARDENED STEEL 预硬钢、淬硬钢				STAINLESS STEEL 不锈钢	CAST IRON 铸铁 / DUCTILE IRON 球墨铸铁	COPPER ALLOY 铜合金	ALUMINIUM ALLOY 铝合金	GRAPHITE 石墨	TITANIUM ALLOY 钛合金	HEAT-RESISTING ALLOY 耐热合金	PLASTIC 塑料
~40HRC	~45HRC	~50HRC	~60HRC	~65HRC	~35HRC	~350HB						
○	○	○	○	○	○	○	○	○		○	○	○

GEEFUN®

GEN-2B

GEN-2刃球头铣刀

GEN-2 Flutes Ball nose End mills

各类球头立铣刀具有很小的公差，进行仿形加工时，也能确保很高的精度。

All kinds of ball end cutter has very small tolerance for copying machining ,can ensure high accuracy, Applicable for plane and surface machining .

GEN | 通用铣刀 Universal milling cutter

P ☑ M ☑ K ☑ N ☐
S ☐ H ☐

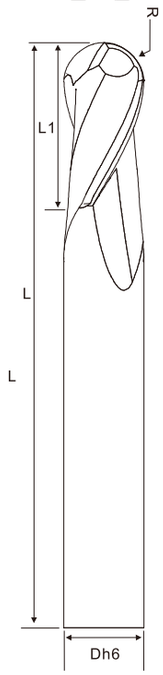

ITEM CODE	R	L1	Dh6	L
GEN-2B05450	R0.5	2	Φ4	50
GEN-2B075450	R0.75	3	Φ4	50
GEN-2B10450	R1	4	Φ4	50
GEN-2B125450	R1.25	5	Φ4	50
GEN-2B15350	R1.5	6	Φ3	50
GEN-2B15450	R1.5	6	Φ4	50
GEN-2B175450	R1.75	7	Φ4	50
GEN-2B20450	R2	8	Φ4	50
GEN-2B25550	R2.5	10	Φ5	50
GEN-2B25650	R2.5	10	Φ6	50
GEN-2B30650	R3	12	Φ6	50
GEN-2B40860	R4	16	Φ8	60
GEN-2B15375	R1.5	6	Φ3	75
GEN-2B20475	R2	8	Φ4	75
GEN-2B25575	R2.5	10	Φ5	75
GEN-2B30675	R3	12	Φ6	75
GEN-2B40875	R4	16	Φ8	75
GEN-2B501075	R5	20	Φ10	75
GEN-2B601275	R6	24	Φ12	75
GEN-2B701480	R7	28	Φ14	80
GEN-2B153100	R1.5	6	Φ3	100
GEN-2B204100	R2	8	Φ4	100
GEN-2B255100	R2.5	10	Φ5	100
GEN-2B306100	R3	12	Φ6	100
GEN-2B408100	R4	16	Φ8	100
GEN-2B5010100	R5	20	Φ10	100
GEN-2B6012100	R6	24	Φ12	100
GEN-2B7014100	R7	28	Φ14	100
GEN-2B8016100	R8	32	Φ16	100

30° 螺旋角

柄径 h6 2

GEN-2B

GEN-2刃球头铣刀

GEN-2 Flutes Ball nose End mills

GEN | 通用铣刀 Universal milling cutter

P ☑ M ☑ K ☑ N ☐
S ☐ H ☐

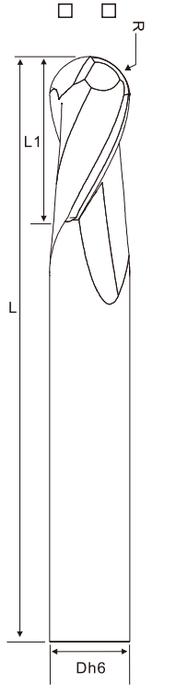

ITEM CODE	R	L1	Dh6	L
GEN-2B9018100	R9	36	Φ18	100
GEN-2B1020100	R10	40	Φ20	100
GEN-2B12525100	R12.5	50	Φ25	100
GEN-2B306150	R3	12	Φ6	150
GEN-2B408150	R4	16	Φ8	150
GEN-2B5010150	R5	20	Φ10	150
GEN-2B6012150	R6	24	Φ12	150
GEN-2B7014150	R7	28	Φ14	150
GEN-2B8016150	R8	32	Φ16	150
GEN-2B9018150	R9	36	Φ18	150
GEN-2B1020150	R10	40	Φ20	150
GEN-2B12525150	R12.5	50	Φ25	150

30° 螺旋角

柄径 h6 | 2

APPLICABLE TABLE OF MACHINABLE MATERIALS
可切削材料适用表

O 非常适合 VERY SUITABLE　O 适合 SUITABLE

CARBON STEEL 碳素钢 / ALLOY STEEL 合金钢 / PRE HARDENED STEEL 预硬钢 / CHISEL TOOL STEEL 工具钢	PRE HARDENED STEEL、HARDENED STEEL 预硬钢、淬硬钢				STAINLESS STEEL 不锈钢	CAST IRON 铸铁 / DUCTILE IRON 球墨铸铁	COPPER ALLOY 铜合金	ALUMINIUM ALLOY 铝合金	GRAPHITE 石墨	TITANIUM ALLOY 钛合金	HEAT-RESISTING ALLOY 耐热合金	PLASTIC 塑料
~40HRC	~45HRC	~50HRC	~60HRC	~65HRC	~35HRC	~350HB						
O	O	O	O	O	O	O	O	O		O	O	O

GEEFUN®

GEN-4R

GEN-4刃圆鼻铣刀

GEN-4 Flutes Corner radius End mills

GEN | 通用铣刀 Universal milling cutter

一般未处理材料一直加工到淬火钢，适用范围广，最适合磨具和机械零部件的内圆偶角和仿形加工。
Usually untreated materials has been processing to harden steel,wide application ,
The most suitable mold and mechanical parts inner circle even angle and profiling.

P ☑ M ☑ K ☑ N ☐
S ☐ H ☐

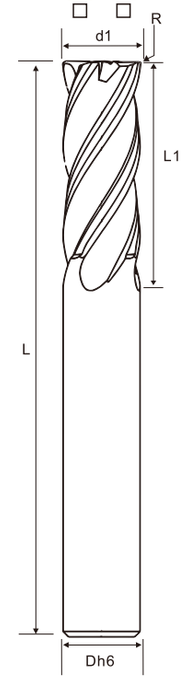

ITEM CODE	d-R	L1	D	L
GEN-4R053350	Φ3 R0.5	8	Φ3	50
GEN-4R103350	Φ3 R1	8	Φ3	50
GEN-4R053450	Φ3 R0.5	8	Φ4	50
GEN-4R103450	Φ3 R1	8	Φ4	50
GEN-4R054450	Φ4 R0.5	10	Φ4	50
GEN-4R104450	Φ4 R1	10	Φ4	50
GEN-4R055550	Φ5 R0.5	13	Φ5	50
GEN-4R105550	Φ5 R1	13	Φ5	50
GEN-4R055650	Φ5 R0.5	13	Φ6	50
GEN-4R105650	Φ5 R1	13	Φ6	50
GEN-4R056650	Φ6 R0.5	15	Φ6	50
GEN-4R106650	Φ6 R1	15	Φ6	50
GEN-4R058860	Φ8 R0.5	20	Φ8	60
GEN-4R108860	Φ8 R1	20	Φ8	60
GEN-4R053375	Φ3 R0.5	12	Φ3	75
GEN-4R103375	Φ3 R1	12	Φ3	75
GEN-4R054475	Φ4 R0.5	15	Φ4	75
GEN-4R104475	Φ4 R1	15	Φ4	75
GEN-4R055575	Φ5 R0.5	20	Φ5	75
GEN-4R105575	Φ5 R1	20	Φ5	75
GEN-4R056675	Φ6 R0.5	20	Φ6	75
GEN-4R106675	Φ6 R1	20	Φ6	75
GEN-4R058875	Φ8 R0.5	25	Φ8	75
GEN-4R108875	Φ8 R1	25	Φ8	75
GEN-4R051075	Φ10 R0.5	25	Φ10	75
GEN-4R101075	Φ10 R1	25	Φ10	75
GEN-4R051275	Φ12 R0.5	30	Φ12	75
GEN-4R101275	Φ12 R1	30	Φ12	75
GEN-4R051480	Φ14 R0.5	32	Φ14	80

35° 螺旋角

柄径 h6 | 4

GEN-4R

GEN-4刃圆鼻铣刀

GEN-4 Flutes Corner radius End mills

GEN | 通用铣刀 Universal milling cutter

P ☑ M ☑ K ☑ N ☐
S ☐ H ☐

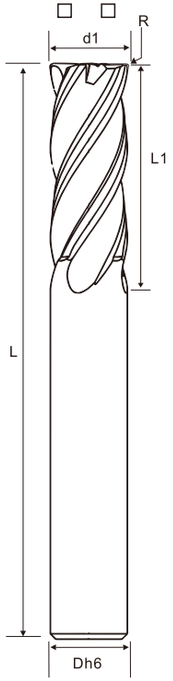

35° 螺旋角

柄径 h6

ITEM CODE	d-R	L1	D	L
GEN-4R101480	Φ14 R1	32	Φ14	80
GEN-4R053100	Φ3 R0.5	12	Φ3	100
GEN-4R103100	Φ3 R1	12	Φ3	100
GEN-4R054100	Φ4 R0.5	16	Φ4	100
GEN-4R104100	Φ4 R1	16	Φ4	100
GEN-4R055100	Φ5 R0.5	20	Φ5	100
GEN-4R105100	Φ5 R1	20	Φ5	100
GEN-4R056100	Φ6 R0.5	25	Φ6	100
GEN-4R106100	Φ6 R1	25	Φ6	100
GEN-4R058100	Φ8 R0.5	35	Φ8	100
GEN-4R108100	Φ8 R1	35	Φ8	100
GEN-4R0510100	Φ10 R0.5	40	Φ10	100
GEN-4R1010100	Φ10 R1	40	Φ10	100
GEN-4R0512100	Φ12 R0.5	45	Φ12	100
GEN-4R1012100	Φ12 R1	45	Φ12	100
GEN-4R0514100	Φ14 R0.5	45	Φ14	100
GEN-4R1014100	Φ14 R1	45	Φ14	100
GEN-4R0516100	Φ16 R0.5	45	Φ16	100
GEN-4R1016100	Φ16 R1	45	Φ16	100
GEN-4R0518100	Φ18 R0.5	45	Φ18	100
GEN-4R1018100	Φ18 R1	45	Φ18	100
GEN-4R0520100	Φ20 R0.5	45	Φ20	100
GEN-4R1020100	Φ20 R1	45	Φ20	100
GEN-4R0525100	Φ25 R0.5	45	Φ25	100
GEN-4R1025100	Φ25 R1	45	Φ25	100
GEN-4R056150	Φ6 R0.5	25	Φ6	150
GEN-4R106150	Φ6 R1	25	Φ6	150
GEN-4R058150	Φ8 R0.5	35	Φ8	150
GEN-4R108150	Φ8 R1	35	Φ8	150
GEN-4R0510150	Φ10 R0.5	45	Φ10	150
GEN-4R1010150	Φ10 R1	45	Φ10	150
GEN-4R0512150	Φ12 R0.5	45	Φ12	150

GEN-4R

GEN-4刃圆鼻铣刀

GEN-4 Flutes Corner radius End mills

GEN | 通用铣刀 Universal milling cutter

P ☑ M ☑ K ☑ N ☐
S ☐ H ☐

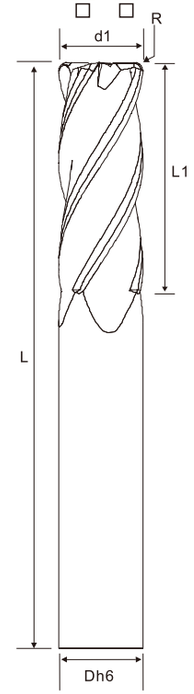

35° 螺旋角

柄径 h6

ITEM CODE	d-R	L1	Dh6	L
GEN-4R1012150	Φ12 R1	45	Φ12	150
GEN-4R0514150	Φ14 R0.5	45	Φ14	150
GEN-4R1014150	Φ14 R1	45	Φ14	150
GEN-4R0516150	Φ16 R0.5	50	Φ16	150
GEN-4R1016150	Φ16 R1	50	Φ16	150
GEN-4R0518150	Φ18 R0.5	50	Φ18	150
GEN-4R1018150	Φ18 R1	50	Φ18	150
GEN-4R0520150	Φ20 R0.5	55	Φ20	150
GEN-4R1020150	Φ20 R1	55	Φ20	150
GEN-4R0525150	Φ25 R0.5	60	Φ25	150
GEN-4R1025150	Φ25 R1	60	Φ25	150

APPLICABLE TABLE OF MACHINABLE MATERIALS

可切削材料适用表

O 非常适合 VERY SUITABLE　O 适合 SUITABLE

CARBON STEEL 碳素钢 / PRE HARDENED STEEL 预硬钢 / ALLOY STEEL 合金钢 / CHISEL TOOL STEEL 工具钢	PRE HARDENED STEEL、HARDENED STEEL 预硬钢、淬硬钢				STAINLESS STEEL 不锈钢	CAST IRON 铸铁 / DUCTILE IRON 球墨铸铁	COPPER ALLOY 铜合金	ALUMINIUM ALLOY 铝合金	GRAPHITE 石墨	TITANIUM ALLOY 钛合金	HEAT-RESISTING ALLOY 耐热合金	PLASTIC 塑料
~40HRC	~45HRC	~50HRC	~60HRC	~65HRC	~35HRC	~350HB						
O	O	O	O	O	O	O	O	O		O	O	O

GEEFUN

GES

高硬铣刀
High hard milling cutter

GES-4F

GES-4刃平底铣刀

4 Flutes 45° Helix End mills For Hardened steels

适用于加工淬硬钢，硬度可超过60HRC，适用于槽和侧面的精加工。
Suitable for machining hardened steel, hardness more than 60HRC, Suitable for Slots and side finishing machining .

P ☐ M ☐ K ☐ N ☐
S ☐ H ☑

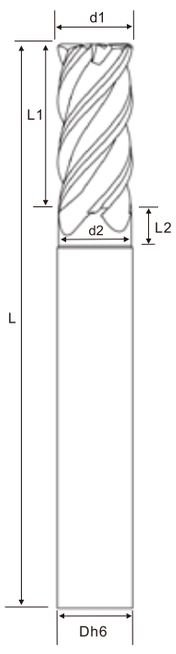

45° 螺旋角
柄径 h6
4

ITEM CODE	d1	d2	L1	L2	Dh6	L
GES-4F01450	Φ1	/	3	/	Φ4	50
GES-4F15450	Φ1.5	/	4	/	Φ4	50
GES-4F02450	Φ2	/	6	/	Φ4	50
GES-4F25450	Φ2.5	/	8	/	Φ4	50
GES-4F03350	Φ3	/	8	/	Φ3	50
GES-4F03450	Φ3	/	8	/	Φ4	50
GES-4F35450	Φ3.5	/	8	/	Φ4	50
GES-4F04450	Φ4	3.7	8	3	Φ4	50
GES-4F05550	Φ5	4.7	10	5	Φ5	50
GES-4F05650	Φ5	4.7	10	5	Φ6	50
GES-4F06650	Φ6	5.7	12	5	Φ6	50
GES-4F08860	Φ8	7.7	17	5	Φ8	60
GES-4F03375	Φ3	2.7	10	5	Φ3	75
GES-4F04475	Φ4	3.7	12	5	Φ4	75
GES-4F05575	Φ5	4.7	17	5	Φ5	75
GES-4F06675	Φ6	5.7	17	5	Φ6	75
GES-4F08875	Φ8	7.7	22	5	Φ8	75
GES-4F101075	Φ10	9.7	22	5	Φ10	75
GES-4F121275	Φ12	11.7	27	5	Φ12	75
GES-4F141480	Φ14	13.7	28	10	Φ14	80
GES-4F033100	Φ3	2.7	10	5	Φ3	100
GES-4F044100	Φ4	3.7	13	5	Φ4	100
GES-4F055100	Φ5	4.7	17	5	Φ5	100
GES-4F066100	Φ6	5.7	22	5	Φ6	100
GES-4F088100	Φ8	7.7	30	5	Φ8	100
GES-4F1010100	Φ10	9.7	35	5	Φ10	100
GES-4F1212100	Φ12	11.7	40	5	Φ12	100
GES-4F1414100	Φ14	13.7	40	10	Φ14	100
GES-4F1616100	Φ16	15.7	40	10	Φ16	100

GES-4F

GES-4刃平底铣刀

4 Flutes 45° Helix End mills For Hardened steels

GES
高硬铣刀
High hard milling cutter

P ☐ M ☐ K ☐ N ☐
S ☐ H ☑

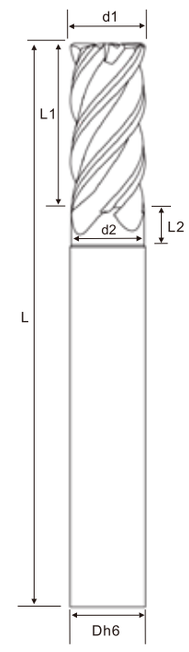

45° 螺旋角
柄径 h6
4

ITEM CODE	d1	d2	L1	L2	Dh6	L
GES-4F1818100	Φ18	17.7	40	10	Φ18	100
GES-4F2020100	Φ20	19.7	40	10	Φ20	100
GES-4F2525100	Φ25	24.7	40	10	Φ25	100
GES-4F066150	Φ6	5.7	22	5	Φ6	150
GES-4F088150	Φ8	7.7	30	5	Φ8	150
GES-4F1010150	Φ10	9.7	40	5	Φ10	150
GES-4F1212150	Φ12	11.7	40	5	Φ12	150
GES-4F1414150	Φ14	13.7	40	10	Φ14	150
GES-4F1616150	Φ16	15.7	45	10	Φ16	150
GES-4F1818150	Φ18	17.7	45	10	Φ18	150
GES-4F2020150	Φ20	19.7	50	10	Φ20	150
GES-4F2525150	Φ25	24.7	55	10	Φ25	150

APPLICABLE TABLE OF MACHINABLE MATERIALS
可切削材料适用表

○ 非常适合 VERY SUITABLE　○ 适合 SUITABLE

CARBON STEEL 碳素钢 / ALLOY STEEL 合金钢 / PRE HARDENED STEEL 预硬钢 / CHISEL TOOL STEEL 工具钢	PRE HARDENED STEEL、HARDENED STEEL 预硬钢、淬硬钢				STAINLESS STEEL 不锈钢	CAST IRON 铸铁 / DUCTILE IRON 球墨铸铁	COPPER ALLOY 铜合金	ALUMINIUM ALLOY 铝合金	GRAPHITE 石墨	TITANIUM ALLOY 钛合金	HEAT-RESISTING ALLOY 耐热合金	PLASTIC 塑料
~40HRC	~45HRC	~55HRC	~60HRC	~65HRC	~35HRC	~350HB						
○	○	○	○	○	○	○	○	○		○	○	○

GEEFUN®

GES

高硬铣刀
High hard milling cutter

GES-2B

GES-2刃球头铣刀

2 Flutes Ball Nose End Mills For Hardened Steels

各类球头立铣刀具有很小的公差，进行仿形加工时，也能确保很高的精度。
All kinds of ball end cutter has very small tolerance for copying machining ,can ensure high accuracy,
Applicable for plane and surface machining .

P ☐ M ☐ K ☐ N ☐
S ☐ H ☑

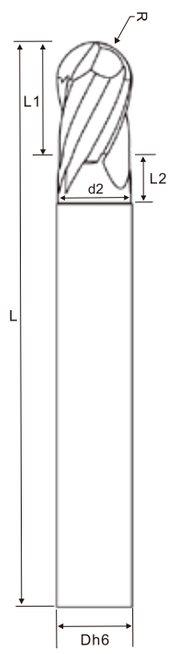

螺旋角 30°
柄径 h6

ITEM CODE	d1	d2	L1	L2	Dh6	L
GES-2B05450	R0.5	/	2	/	Φ4	50
GES-2B075450	R0.75	/	3	/	Φ4	50
GES-2B10450	R1	/	4	/	Φ4	50
GES-2B125450	R1.25	/	5	/	Φ4	50
GES-2B15350	R1.5	/	6	/	Φ3	50
GES-2B15450	R1.5	/	6	/	Φ4	50
GES-2B175450	R1.75	/	6	/	Φ4	50
GES-2B20450	R2	3.7	6	5	Φ4	50
GES-2B25550	R2.5	4.7	7.5	5	Φ5	50
GES-2B25650	R2.5	4.7	7.5	5.5	Φ6	50
GES-2B30650	R3	5.7	9	5	Φ6	50
GES-2B40860	R4	7.7	12	6	Φ8	60
GES-2B15375	R1.5	2.7	4.5	5	Φ3	75
GES-2B20475	R2	3.7	6	5	Φ4	75
GES-2B25575	R2.5	4.7	7.5	5	Φ5	75
GES-2B30675	R3	5.7	9	5	Φ6	75
GES-2B40875	R4	7.7	12	6	Φ8	75
GES-2B501075	R5	9.7	15	7	Φ10	75
GES-2B601275	R6	11.7	18	7	Φ12	75
GES-2B701480	R7	13.7	21	10	Φ14	80
GES-2B153100	R1.5	2.7	4.5	5	Φ3	100
GES-2B204100	R2	3.7	6	5	Φ4	100
GES-2B255100	R2.5	4.7	7.5	5	Φ5	100
GES-2B306100	R3	5.7	9	5	Φ6	100
GES-2B408100	R4	7.7	12	6	Φ8	100
GES-2B5010100	R5	9.7	15	7	Φ10	100
GES-2B6012100	R6	11.7	18	7	Φ12	100
GES-2B7014100	R7	13.7	21	10	Φ14	100
GES-2B8016100	R8	15.7	24	10	Φ16	100

GES-2B

GES-2刃球头铣刀

2 Flutes Ball Nose End Mills For Hardened Steels

GES

高硬铣刀
High hard milling cutter

P ☐ M ☐ K ☐ N ☐
S ☐ H ☑

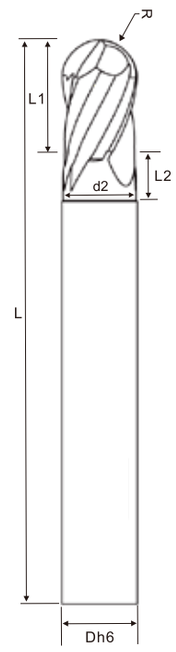

螺旋角 30°
柄径 h6

ITEM CODE	d1	d2	L1	L2	Dh6	L
GES-2B9018100	R9	17.7	27	11	Φ18	100
GES-2B1020100	R10	19.7	30	11	Φ20	100
GES-2B12525100	R12.5	24.7	37.5	13	Φ25	100
GES-2B306150	R3	5.7	9	5	Φ6	150
GES-2B408150	R4	7.7	12	6	Φ8	150
GES-2B5010150	R5	9.7	15	7	Φ10	150
GES-2B6012150	R6	11.7	18	7	Φ12	150
GES-2B7014150	R7	13.7	21	10	Φ14	150
GES-2B8016150	R8	15.7	24	10	Φ16	150
GES-2B9018150	R9	17.7	27	11	Φ18	150
GES-2B1020150	R10	19.7	30	11	Φ20	150
GES-2B12525150	R12.5	24.7	37.5	13	Φ25	150

APPLICABLE TABLE OF MACHINABLE MATERIALS
可切削材料适用表

○ 非常适合 VERY SUITABLE　○ 适合 SUITABLE

CARBON STEEL 碳素钢 / ALLOY STEEL 合金钢 / PRE HARDENED STEEL 预硬钢 / CHISEL TOOL STEEL 工具钢	PRE HARDENED STEEL、HARDENED STEEL 预硬钢、淬硬钢				STAINLESS STEEL 不锈钢	CAST IRON 铸铁 / DUCTILE IRON 球墨铸铁	COPPER ALLOY 铜合金	ALUMINIUM ALLOY 铝合金	GRAPHITE 石墨	TITANIUM ALLOY 钛合金	HEAT-RESISTING ALLOY 耐热合金	PLASTIC 塑料
~40HRC	~45HRC	~55HRC	~60HRC	~65HRC	~35HRC	~350HB						
○	○	○	○	○	○	○	○	○		○	○	○

GEEFUN®

GES-4R

GES-4刃圆鼻铣刀

4 flutes Corner radius end mills for Hardened Steels

适用于加工淬硬钢，硬度可超过60HRC，适用于槽和侧面的精加工。

Suitable for machining hardened steel, hardness more than 60HRC, Suitable for Slots and side finishing machining .

GES | 高硬铣刀 High hard milling cutter

P ☐ M ☐ K ☐ N ☐ S ☐ H ☑

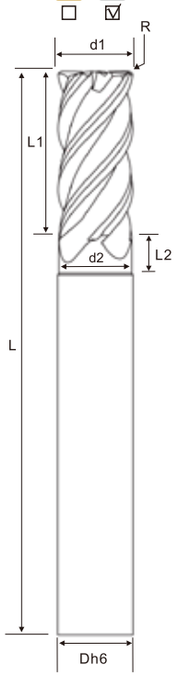

ITEM CODE	d1-R	d2	L1	L2	Dh6	L
GES-4R053350	Φ3 R0.5	/	8	/	Φ3	50
GES-4R103350	Φ3 R1	/	8	/	Φ3	50
GES-4R053450	Φ3 R0.5	/	8	/	Φ4	50
GES-4R103450	Φ3 R1	/	8	/	Φ4	50
GES-4R054450	Φ4 R0.5	3.7	8	3	Φ4	50
GES-4R104450	Φ4 R1	3.7	8	3	Φ4	50
GES-4R055550	Φ5 R0.5	4.7	10	5	Φ5	50
GES-4R105550	Φ5 R1	4.7	10	5	Φ5	50
GES-4R055650	Φ5 R0.5	4.7	10	5	Φ6	50
GES-4R105650	Φ5 R1	4.7	10	5	Φ6	50
GES-4R056650	Φ6 R0.5	5.7	12	5	Φ6	50
GES-4R106650	Φ6 R1	5.7	12	5	Φ6	50
GES-4R058860	Φ8 R0.5	7.7	17	5	Φ8	60
GES-4R108860	Φ8 R1	7.7	17	5	Φ8	60
GES-4R053375	Φ3 R0.5	2.7	10	5	Φ3	75
GES-4R103375	Φ3 R1	2.7	10	5	Φ3	75
GES-4R054475	Φ4 R0.5	3.7	12	5	Φ4	75
GES-4R104475	Φ4 R1	3.7	12	5	Φ4	75
GES-4R055575	Φ5 R0.5	4.7	17	5	Φ5	75
GES-4R105575	Φ5 R1	4.7	17	5	Φ5	75
GES-4R056675	Φ6 R0.5	5.7	17	5	Φ6	75
GES-4R106675	Φ6 R1	5.7	17	5	Φ6	75
GES-4R058875	Φ8 R0.5	7.7	22	5	Φ8	75
GES-4R108875	Φ8 R1	7.7	22	5	Φ8	75
GES-4R051075	Φ10 R0.5	9.7	22	5	Φ10	75
GES-4R101075	Φ10 R1	9.7	22	5	Φ10	75
GES-4R051275	Φ12 R0.5	11.7	27	5	Φ12	75
GES-4R101275	Φ12 R1	11.7	27	5	Φ12	75
GES-4R051480	Φ14 R0.5	13.7	28	10	Φ14	80
GES-4R101480	Φ14 R1	13.7	28	10	Φ14	80
GES-4R053100	Φ3 R0.5	2.7	10	5	Φ3	100

GES-4R

GES-4刃圆鼻铣刀

4 flutes Corner radius end mills for Hardened Steels

GES | 高硬铣刀 High hard milling cutter

P ☐ M ☐ K ☐ N ☐ S ☐ H ☑

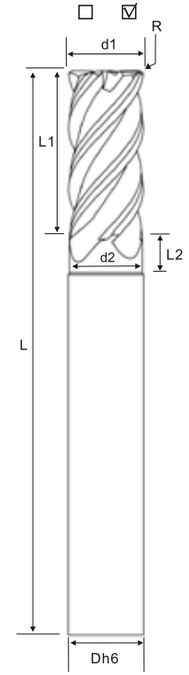

ITEM CODE	d1-R	d2	L1	L2	Dh6	L
GES-4R103100	Φ3 R1	2.7	10	5	Φ3	100
GES-4R054100	Φ4 R0.5	3.7	13	5	Φ4	100
GES-4R104100	Φ4 R1	3.7	13	5	Φ4	100
GES-4R055100	Φ5 R0.5	4.7	17	5	Φ5	100
GES-4R105100	Φ5 R1	4.7	17	5	Φ5	100
GES-4R056100	Φ6 R0.5	5.7	22	5	Φ6	100
GES-4R106100	Φ6 R1	5.7	22	5	Φ6	100
GES-4R058100	Φ8 R0.5	7.7	30	5	Φ8	100
GES-4R108100	Φ8 R1	7.7	30	5	Φ8	100
GES-4R0510100	Φ10 R0.5	9.7	35	5	Φ10	100
GES-4R1010100	Φ10 R1	9.7	35	5	Φ10	100
GES-4R0512100	Φ12 R0.5	11.7	40	5	Φ12	100
GES-4R1012100	Φ12 R1	11.7	40	5	Φ12	100
GES-4R0514100	Φ14 R0.5	13.7	40	10	Φ14	100
GES-4R1014100	Φ14 R1	13.7	40	10	Φ14	100
GES-4R0516100	Φ16 R0.5	15.7	40	10	Φ16	100
GES-4R1016100	Φ16 R1	15.7	40	10	Φ16	100
GES-4R0518100	Φ18 R0.5	17.7	40	10	Φ18	100
GES-4R1018100	Φ18 R1	17.7	40	10	Φ18	100
GES-4R0520100	Φ20 R0.5	19.7	40	10	Φ20	100
GES-4R1020100	Φ20 R1	19.7	40	10	Φ20	100
GES-4R0525100	Φ25 R0.5	24.7	40	10	Φ25	100
GES-4R1025100	Φ25 R1	24.7	40	10	Φ25	100
GES-4R0566150	Φ6 R0.5	5.7	22	5	Φ6	150
GES-4R1066150	Φ6 R1	5.7	22	5	Φ6	150
GES-4R0588150	Φ8 R0.5	7.7	30	5	Φ8	150
GES-4R1088150	Φ8 R1	7.7	30	5	Φ8	150
GES-4R0510150	Φ10 R0.5	9.7	40	5	Φ10	150
GES-4R1010150	Φ10 R1	9.7	40	5	Φ10	150
GES-4R0512150	Φ12 R0.5	11.7	40	5	Φ12	150
GES-4R1012150	Φ12 R1	11.7	40	5	Φ12	150
GES-4R0514150	Φ14 R0.5	13.7	40	10	Φ14	150
GES-4R1014150	Φ14 R1	13.7	40	10	Φ14	150

GES-4R

GES-4刃圆鼻铣刀

4 flutes Corner radius end mills for Hardened Steels

GES | 高硬铣刀 High hard milling cutter

P ☐ M ☐ K ☐ N ☐
S ☐ H ☑

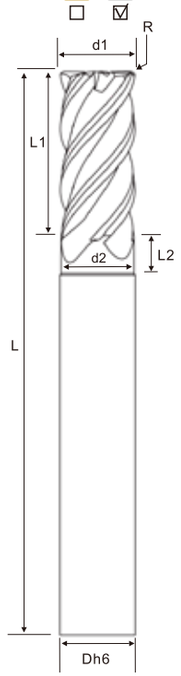

ITEM CODE	d1-R		d2	L1	L2	Dh6	L
GES-4R0516150	Φ16	R0.5	15.7	45	10	Φ16	150
GES-4R1016150	Φ16	R1	15.7	45	10	Φ16	150
GES-4R0518150	Φ18	R0.5	17.7	45	10	Φ18	150
GES-4R1018150	Φ18	R1	17.7	45	10	Φ18	150
GES-4R0520150	Φ20	R0.5	19.7	50	10	Φ20	150
GES-4R1020150	Φ20	R1	19.7	50	10	Φ20	150
GES-4R0525150	Φ25	R0.5	24.7	55	10	Φ25	150
GES-4R1025150	Φ25	R1	24.7	55	10	Φ25	150

45° 螺旋角

柄径 h6

APPLICABLE TABLE OF MACHINABLE MATERIALS

可切削材料适用表

○ 非常适合 VERY SUITABLE ○ 适合 SUITABLE

CARBON STEEL 碳素钢 / ALLOY STEEL 合金钢 / PRE HARDENED STEEL 预硬钢 / CHISEL TOOL STEEL 工具钢	PRE HARDENED STEEL、HARDENED STEEL 预硬钢、淬硬钢				STAINLESS STEEL 不锈钢	CAST IRON 铸铁 / DUCTILE IRON 球墨铸铁	COPPER ALLOY 铜合金	ALUMINIUM ALLOY 铝合金	GRAPHITE 石墨	TITANIUM ALLOY 钛合金	HEAT-RESISTING ALLOY 耐热合金	PLASTIC 塑料
~40HRC	~45HRC	~55HRC	~60HRC	~65HRC	~35HRC	~350HB						
○	○	○	○	○	○	○	○	○		○	○	○

GEEFUN®

SUS-4F

SUS-4刃抗震不等分平底铣刀(不锈钢专用)

4 Flutes Non Symmetry Flat End mills for SUS

适用于钛合金,镍基合金,耐热合金,奥氏体不锈钢等难切削材料。

Suitable for hard cutting materials, such as titanium alloy, Inconel alloy ,heat-resistant alloy ,austenitic stainless steel ,etc .

SUS | 不锈钢专用 Special for stainless steel

P ☐ M ☑ K ☐ N ☐
S ☑ H ☐

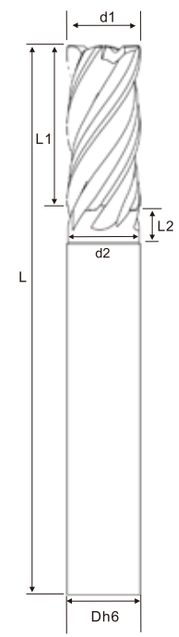

35°&38° 螺旋角

柄径 h6

ITEM CODE	d1	d2	L1	L2	Dh6	L
SUS-4F01450	Φ1	/	3	/	Φ4	50
SUS-4F15450	Φ1.5	/	4	/	Φ4	50
SUS-4F02450	Φ2	/	6	/	Φ4	50
SUS-4F25450	Φ2.5	/	8	/	Φ4	50
SUS-4F03350	Φ3	/	8	/	Φ3	50
SUS-4F03450	Φ3	/	8	/	Φ4	50
SUS-4F35450	Φ3.5	/	8	/	Φ4	50
SUS-4F04450	Φ4	3.7	8	3	Φ4	50
SUS-4F05550	Φ5	4.7	10	5	Φ5	50
SUS-4F05650	Φ5	4.7	10	5	Φ6	50
SUS-4F06650	Φ6	5.7	12	5	Φ6	50
SUS-4F08860	Φ8	7.7	17	5	Φ8	60
SUS-4F03375	Φ3	2.7	10	5	Φ3	75
SUS-4F04475	Φ4	3.7	12	5	Φ4	75
SUS-4F05575	Φ5	4.7	17	5	Φ5	75
SUS-4F06675	Φ6	5.7	17	5	Φ6	75
SUS-4F08875	Φ8	7.7	22	5	Φ8	75
SUS-4F101075	Φ10	9.7	22	5	Φ10	75
SUS-4F121275	Φ12	11.7	27	5	Φ12	75
SUS-4F141480	Φ14	13.7	28	10	Φ14	80
SUS-4F033100	Φ3	2.7	10	5	Φ3	100
SUS-4F044100	Φ4	3.7	13	5	Φ4	100
SUS-4F055100	Φ5	4.7	17	5	Φ5	100
SUS-4F066100	Φ6	5.7	22	5	Φ6	100
SUS-4F088100	Φ8	7.7	30	5	Φ8	100
SUS-4F1010100	Φ10	9.7	35	5	Φ10	100
SUS-4F1212100	Φ12	11.7	40	5	Φ12	100
SUS-4F1414100	Φ14	13.7	40	10	Φ14	100
SUS-4F1616100	Φ16	15.7	40	10	Φ16	100

SUS-4F

SUS-4刃抗震不等分平底铣刀(不锈钢专用)

4 Flutes Non Symmetry Flat End mills for SUS

SUS | 不锈钢专用 Special for stainless steel

P ☐ M ☑ K ☐ N ☐
S ☑ H ☐

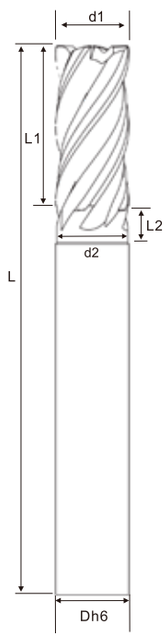

ITEM CODE	d1	d2	L1	L2	Dh6	L
SUS-4F1818100	Φ18	17.7	40	10	Φ18	100
SUS-4F2020100	Φ20	19.7	40	10	Φ20	100
SUS-4F2525100	Φ25	24.7	40	10	Φ25	100
SUS-4F066150	Φ6	5.7	22	5	Φ6	150
SUS-4F088150	Φ8	7.7	30	5	Φ8	150
SUS-4F1010150	Φ10	9.7	40	5	Φ10	150
SUS-4F1212150	Φ12	11.7	40	5	Φ12	150
SUS-4F1414150	Φ14	13.7	40	10	Φ14	150
SUS-4F1616150	Φ16	15.7	45	10	Φ16	150
SUS-4F1818150	Φ18	17.7	45	10	Φ18	150
SUS-4F2020150	Φ20	19.7	50	10	Φ20	150
SUS-4F2525150	Φ25	24.7	55	10	Φ25	150

35°&38° 螺旋角
柄径 h6
4

APPLICABLE TABLE OF MACHINABLE MATERIALS
可切削材料适用表

○ 非常适合 VERY SUITABLE ○ 适合 SUITABLE

CARBON STEEL 碳素钢 / PRE HARDENED STEEL 预硬钢	ALLOY STEEL 合金钢 / CHISEL TOOL STEEL 工具钢	PRE HARDENED STEEL 预硬钢	HARDENED STEEL 淬硬钢	STAINLESS STEEL 不锈钢	CAST IRON 铸铁 / DUCTILE IRON 球墨铸铁 ~350HB	COPPER ALLOY 铜合金	ALUMINIUM ALLOY 铝合金	TITANIUM ALLOY 钛合金	HEAT-RESISTING ALLOY 耐热合金
○		○	○	○	○	○	○	○	○

GEEFUN®

SUS-2B

SUS-2刃球头铣刀(不锈钢专用)

2 Flutes Ball nose End mills for SUS

各类球头立铣刀具有很小的公差，进行仿形加工时，也能确保很高的精度。
All kinds of ball end cutter has very small tolerance for copying machining ,can ensure high accuracy,
Applicable for plane and surface machining .

SUS | 不锈钢专用 Special for stainless steel

P ☐ M ☑ K ☐ N ☐
S ☑ H ☐

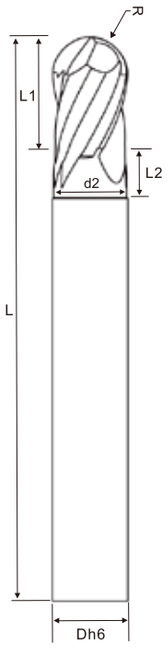

ITEM CODE	R	d2	L1	L2	Dh6	L
SUS-2B05450	R0.5	/	2	/	Φ4	50
SUS-2B075450	R0.75	/	3	/	Φ4	50
SUS-2B10450	R1	/	4	/	Φ4	50
SUS-2B125450	R1.25	/	5	/	Φ4	50
SUS-2B15350	R1.5	/	6	/	Φ3	50
SUS-2B15450	R1.5	/	6	/	Φ4	50
SUS-2B175450	R1.75	/	6	/	Φ4	50
SUS-2B20450	R2	3.7	6	5	Φ4	50
SUS-2B25550	R2.5	4.7	7.5	5	Φ5	50
SUS-2B25650	R2.5	4.7	7.5	5.5	Φ6	50
SUS-2B30650	R3	5.7	9	5	Φ6	50
SUS-2B40860	R4	7.7	12	6	Φ8	60
SUS-2B15375	R1.5	2.7	4.5	5	Φ3	75
SUS-2B20475	R2	3.7	6	5	Φ4	75
SUS-2B25575	R2.5	4.7	7.5	5	Φ5	75
SUS-2B30675	R3	5.7	9	5	Φ6	75
SUS-2B40875	R4	7.7	12	6	Φ8	75
SUS-2B501075	R5	9.7	15	7	Φ10	75
SUS-2B601275	R6	11.7	18	8	Φ12	75
SUS-2B701480	R7	13.7	21	10	Φ14	80
SUS-2B153100	R1.5	2.7	4.5	5	Φ3	100
SUS-2B204100	R2	3.7	6	5	Φ4	100
SUS-2B255100	R2.5	4.7	7.5	5	Φ5	100
SUS-2B306100	R3	5.7	9	5	Φ6	100
SUS-2B408100	R4	7.7	12	6	Φ8	100
SUS-2B5010100	R5	9.7	15	7	Φ10	100
SUS-2B6012100	R6	11.7	18	8	Φ12	100
SUS-2B7014100	R7	13.7	21	10	Φ14	100
SUS-2B8016100	R8	15.7	24	10	Φ16	100

30° 螺旋角
柄径 h6
2

SUS-2B

SUS-2刃球头铣刀(不锈钢专用)

2 Flutes Ball nose End mills for SUS

SUS | 不锈钢专用 Special for stainless steel

P ☐ M ☑ K ☐ N ☐
S ☑ H ☐

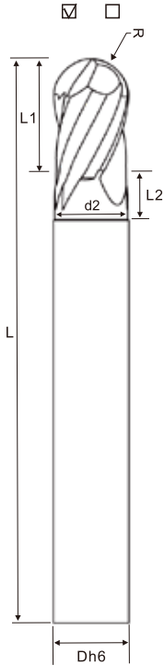

ITEM CODE	d1	d2	L1	L2	Dh6	L
SUS-2B9018100	R9	17.7	27	10	Φ18	100
SUS-2B1020100	R10	19.7	30	10	Φ20	100
SUS-2B12525100	R12.5	24.7	37.5	13	Φ25	100
SUS-2B306150	R3	5.7	9	5	Φ6	150
SUS-2B408150	R4	7.7	12	6	Φ8	150
SUS-2B5010150	R5	9.7	15	7	Φ10	150
SUS-2B6012150	R6	11.7	18	8	Φ12	150
SUS-2B7014150	R7	13.7	21	10	Φ14	150
SUS-2B8016150	R8	15.7	24	10	Φ16	150
SUS-2B9018150	R9	17.7	27	11	Φ18	150
SUS-2B1020150	R10	19.7	30	11	Φ20	150
SUS-2B12525150	R12.5	24.7	37.5	13	Φ25	150

30° 螺旋角

柄径 h6 2

APPLICABLE TABLE OF MACHINABLE MATERIALS
可切削材料适用表

非常适合 VERY SUITABLE ○ 适合 SUITABLE ○

CARBON STEEL 碳素钢 / PRE HARDENED STEEL 预硬钢	ALLOY STEEL 合金钢 / CHISEL TOOL STEEL 工具钢	PRE HARDENED STEEL 预硬钢	HARDENED STEEL 淬硬钢	STAINLESS STEEL 不锈钢	CAST IRON 铸铁 / DUCTILE IRON 球墨铸铁 ~350HB	COPPER ALLOY 铜合金	ALUMINIUM ALLOY 铝合金	TITANIUM ALLOY 钛合金	HEAT-RESISTING ALLOY 耐热合金
○		○	○	○	○	○	○	○	○

GEEFUN®

TUS-4R/5R

TUS-4刃/5刃圆鼻铣刀(钛合金专用)

TUS- 4/5 Flutes corner radius end mill (Special for titanium alloy)

适用于钛合金，镍基合金，耐热合金，奥氏体不锈钢等难切削材料。

Suitable for hard cutting materials, such as titanium alloy, Inconel alloy ,heat-resistant alloy ,austenitic stainless steel ,etc .

TUS | 钛合金专用 Titanium alloy

P ☐ M ☑ K ☐ N ☐
S ☑ H ☐

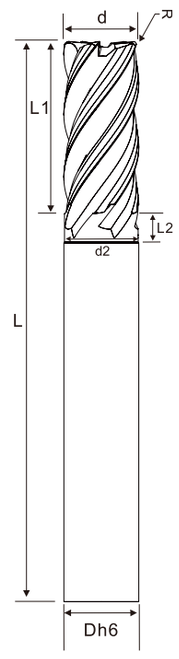

ITEM CODE	d-R	d2	L1	L2	Dh6	L
TUS-4R0101450	Φ1R0.1	/	3	/	Φ4	50
TUS-4R0115450	Φ1.5R0.1	/	4	/	Φ4	50
TUS-4R0102450	Φ2R0.1	/	6	/	Φ4	50
TUS-4R0125450	Φ2.5R0.1	/	8	/	Φ4	50
TUS-4R0203350	Φ3R0.2	/	8	/	Φ3	50
TUS-4R0203450	Φ3R0.2	/	8	/	Φ4	50
TUS-4R0235450	Φ3.5R0.2	/	8	/	Φ4	50
TUS-4R0504450	Φ4R0.5	3.7	8	3	Φ4	50
TUS-5R0505550	Φ5R0.5	4.7	10	5	Φ5	50
TUS-5R0505650	Φ5R0.5	4.7	10	5	Φ6	50
TUS-5R0506650	Φ6R0.5	5.7	12	5	Φ6	50
TUS-5R0508860	Φ8R0.5	7.7	17	5	Φ8	60
TUS-4R0203375	Φ3R0.2	2.7	10	5	Φ3	75
TUS-4R0504475	Φ4R0.5	3.7	12	5	Φ4	75
TUS-5R0505575	Φ5R0.5	4.7	17	5	Φ5	75
TUS-5R0506675	Φ6R0.5	5.7	17	5	Φ6	75
TUS-5R0508875	Φ8R0.5	7.7	22	5	Φ8	75
TUS-5R05101075	Φ10R0.5	9.7	22	5	Φ10	75
TUS-5R05121275	Φ12R0.5	11.7	27	5	Φ12	75
TUS-5R05141480	Φ14R0.5	13.7	28	10	Φ14	80
TUS-4R02033100	Φ3R0.2	2.7	10	5	Φ3	100
TUS-4R05044100	Φ4R0.5	3.7	13	5	Φ4	100
TUS-5R05055100	Φ5R0.5	4.7	17	5	Φ5	100
TUS-5R05066100	Φ6R0.5	5.7	22	5	Φ6	100
TUS-5R05088100	Φ8R0.5	7.7	30	5	Φ8	100
TUS-5R051010100	Φ10R0.5	9.7	35	5	Φ10	100
TUS-5R051212100	Φ12R0.5	11.7	40	5	Φ12	100
TUS-5R051414100	Φ14R0.5	13.7	40	10	Φ14	100
TUS-5R051616100	Φ16R0.5	15.7	40	10	Φ16	100

38° 螺旋角

柄径 h6 5

TUS-4R/5R

TUS-5刃圆鼻铣刀(钛合金专用)

TUS- 5 Flutes corner radius end mill (Special for titanium alloy)

TUS | 钛合金专用 Titanium alloy

P ☐ M ☑ K ☐ N ☐
S ☑ H ☐

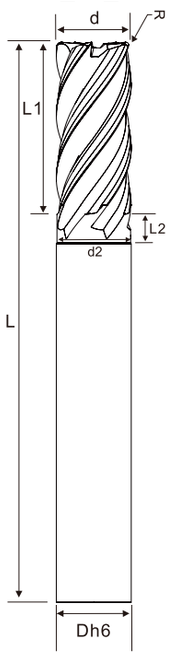

ITEM CODE	d-R	d2	L1	L2	Dh6	L
TUS-5R051818100	Φ18R0.5	17.7	40	10	Φ18	100
TUS-5R052020100	Φ20R0.5	19.7	40	10	Φ20	100
TUS-5R12525100	Φ25R1	24.7	40	10	Φ25	100
TUS-5R05066150	Φ6R0.5	5.7	22	5	Φ6	150
TUS-5R05088150	Φ8R0.5	7.7	30	5	Φ8	150
TUS-5R051010150	Φ10R0.5	9.7	40	5	Φ10	150
TUS-5R051212150	Φ12R0.5	11.7	40	5	Φ12	150
TUS-5R051414150	Φ14R0.5	13.7	40	10	Φ14	150
TUS-5R051616150	Φ16R0.5	15.7	45	10	Φ16	150
TUS-5R051818150	Φ18R0.5	17.7	45	10	Φ18	150
TUS-5R052020150	Φ20R0.5	19.7	50	10	Φ20	150
TUS-5R12525150	Φ25R1	24.7	55	10	Φ25	150

38° 螺旋角
柄径 h6 5

APPLICABLE TABLE OF MACHINABLE MATERIALS
可切削材料适用表

○ 非常适合 VERY SUITABLE ○ 适合 SUITABLE

CARBON STEEL 碳素钢 / PRE HARDENED STEEL 预硬钢	ALLOY STEEL 合金钢 / CHISEL TOOL STEEL 工具钢	PRE HARDENED STEEL 预硬钢	HARDENED STEEL 淬硬钢	STAINLESS STEEL 不锈钢	CAST IRON 铸铁 / DUCTILE IRON 球墨铸铁 ~350HB	COPPER ALLOY 铜合金	ALUMINIUM ALLOY 铝合金	TITANIUM ALLOY 钛合金	HEAT-RESISTING ALLOY 耐热合金
○		○	○	○	○	○	○	○	○

TUS-4B

TUS-4刃球头铣刀(钛合金专用)

TUS-4 Flutes Ball nose End mills(Special for titanium alloy)

各类球头立铣刀具有很小的公差,进行仿形加工时,也能确保很高的精度。
All kinds of ball end cutter has very small tolerance for copying machining ,can ensure high accuracy,
Applicable for plane and surface machining .

P ☐ M ☑ K ☐ N ☐
S ☑ H ☐

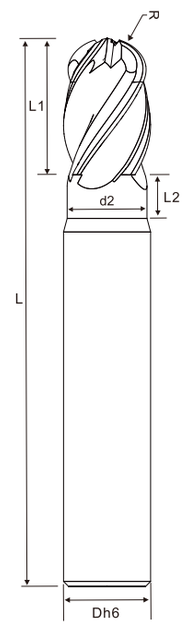

ITEM CODE	d1	d2	L1	L2	Dh6	L
TUS-4B05450	R0.5	/	2	/	Φ4	50
TUS-4B075450	R0.75	/	3	/	Φ4	50
TUS-4B10450	R1	/	4	/	Φ4	50
TUS-4B125450	R1.25	/	5	/	Φ4	50
TUS-4B15350	R1.5	/	6	/	Φ3	50
TUS-4B15450	R1.5	/	6	/	Φ4	50
TUS-4B175450	R1.75	/	6	/	Φ4	50
TUS-4B20450	R2	3.7	6	5	Φ4	50
TUS-4B25550	R2.5	4.7	7.5	5	Φ5	50
TUS-4B25650	R2.5	4.7	7.5	5.5	Φ6	50
TUS-4B30650	R3	5.7	9	5	Φ6	50
TUS-4B40860	R4	7.7	12	6	Φ8	60
TUS-4B15375	R1.5	2.7	4.5	5	Φ3	75
TUS-4B20475	R2	3.7	6	5	Φ4	75
TUS-4B25575	R2.5	4.7	7.5	5	Φ5	75
TUS-4B30675	R3	5.7	9	5	Φ6	75
TUS-4B40875	R4	7.7	12	6	Φ8	75
TUS-4B501075	R5	9.7	15	7	Φ10	75
TUS-4B601275	R6	11.7	18	7	Φ12	75
TUS-4B701480	R7	13.7	21	10	Φ14	80
TUS-4B153100	R1.5	2.7	4.5	5	Φ3	100
TUS-4B204100	R2	3.7	6	5	Φ4	100
TUS-4B255100	R2.5	4.7	7.5	5	Φ5	100
TUS-4B306100	R3	5.7	9	5	Φ6	100
TUS-4B408100	R4	7.7	12	6	Φ8	100
TUS-4B5010100	R5	9.7	15	7	Φ10	100
TUS-4B6012100	R6	11.7	18	7	Φ12	100
TUS-4B7014100	R7	13.7	21	10	Φ14	100
TUS-4B8016100	R8	15.7	24	10	Φ16	100

38° 螺旋角
柄径 h6 4

TUS-4B

TUS-4刃球头铣刀(钛合金专用)

TUS-4 Flutes Ball nose End mills(Special for titanium alloy)

TUS | 钛合金专用 Titanium alloy

P ☐ M ☑ K ☐ N ☐
S ☑ H ☐

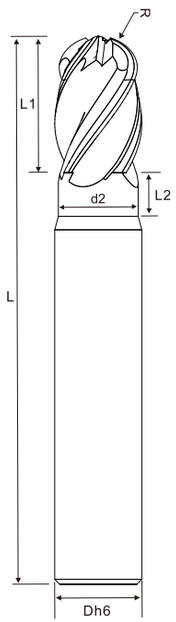

ITEM CODE	d1	d2	L1	L2	Dh6	L
TUS-4B9018100	R9	17.7	27	11	Φ18	100
TUS-4B1020100	R10	19.7	30	11	Φ20	100
TUS-4B12525100	R12.5	24.7	37.5	13	Φ25	100
TUS-4B306150	R3	5.7	9	5	Φ6	150
TUS-4B408150	R4	7.7	12	6	Φ8	150
TUS-4B5010150	R5	9.7	15	7	Φ10	150
TUS-4B6012150	R6	11.7	18	7	Φ12	150
TUS-4B7014150	R7	13.7	21	10	Φ14	150
TUS-4B8016150	R8	15.7	24	10	Φ16	150
TUS-4B9018150	R9	17.7	27	11	Φ18	150
TUS-4B1020150	R10	19.7	30	11	Φ20	150
TUS-4B12525150	R12.5	24.7	37.5	13	Φ25	150

38° 螺旋角
柄径 h6
4

APPLICABLE TABLE OF MACHINABLE MATERIALS
可切削材料适用表

○ 非常适合 VERY SUITABLE　○ 适合 SUITABLE

CARBON STEEL 碳素钢 / PRE HARDENED STEEL 预硬钢	ALLOY STEEL 合金钢 / CHISEL TOOL STEEL 工具钢	PRE HARDENED STEEL 预硬钢	HARDENED STEEL 淬硬钢	STAINLESS STEEL 不锈钢	CAST IRON 铸铁 / DUCTILE IRON 球墨铸铁 ~350HB	COPPER ALLOY 铜合金	ALUMINIUM ALLOY 铝合金	TITANIUM ALLOY 钛合金	HEAT-RESISTING ALLOY 耐热合金
○		○	○	○	○	○	○	○	○

GEEFUN®

ALUN-3F

ALUN-3刃平底铣刀

ALUN-3 Flutes End mills for Aluminum

ALUN | 铝用铣刀 End mill for Aluminum

用于侧铣和槽铣，适用于铝合金和铜合金的加工。
Used for side milling and groove milling, Processing of aluminum alloy and copper Alloy.

P ☐ M ☐ K ☐ N ☑
S ☐ H ☐

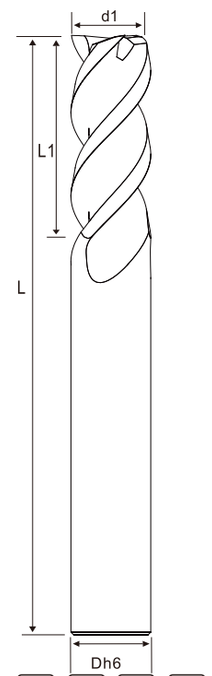

3
45° 螺旋角
柄径 h6

ITEM CODE	d1	L1	Dh6	L
ALUN-3F01450	Φ1	3	Φ4	50
ALUN-3F15450	Φ1.5	4	Φ4	50
ALUN-3F02450	Φ2	6	Φ4	50
ALUN-3F25450	Φ2.5	8	Φ4	50
ALUN-3F03350	Φ3	9	Φ3	50
ALUN-3F03450	Φ3	9	Φ4	50
ALUN-3F35450	Φ3.5	10	Φ4	50
ALUN-3F04450	Φ4	12	Φ4	50
ALUN-3F05550	Φ5	15	Φ5	50
ALUN-3F05650	Φ5	15	Φ6	50
ALUN-3F06650	Φ6	18	Φ6	50
ALUN-3F08860	Φ8	24	Φ8	60
ALUN-3F03375	Φ3	12	Φ3	75
ALUN-3F04475	Φ4	15	Φ4	75
ALUN-3F05575	Φ5	20	Φ5	75
ALUN-3F06675	Φ6	25	Φ6	75
ALUN-3F08875	Φ8	30	Φ8	75
ALUN-3F101075	Φ10	30	Φ10	75
ALUN-3F121275	Φ12	35	Φ12	75
ALUN-3F141480	Φ14	42	Φ14	80
ALUN-3F033100	Φ3	12	Φ3	100
ALUN-3F044100	Φ4	16	Φ4	100
ALUN-3F055100	Φ5	20	Φ5	100
ALUN-3F066100	Φ6	25	Φ6	100
ALUN-3F088100	Φ8	35	Φ8	100
ALUN-3F1010100	Φ10	40	Φ10	100
ALUN-3F1212100	Φ12	45	Φ12	100
ALUN-3F1414100	Φ14	45	Φ14	100

ALUN-3F

ALUN-3刃平底铣刀

ALUN-3 Flutes End mills for Aluminum

ALUN

铝用铣刀

End mill for Aluminum

P ☐ M ☐ K ☐ N ☑

S ☐ H ☐

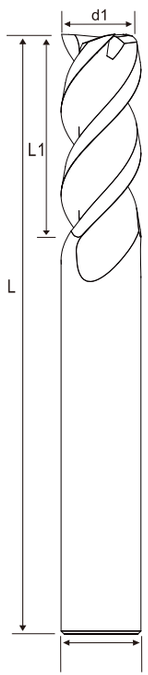

ITEM CODE	d1	L1	Dh6	L
ALUN-3F1616100	Φ16	45	Φ16	100
ALUN-3F1818100	Φ18	45	Φ18	100
ALUN-3F2020100	Φ20	45	Φ20	100
ALUN-3F2525100	Φ25	45	Φ25	100
ALUN-3F066150	Φ6	25	Φ6	150
ALUN-3F088150	Φ8	35	Φ8	150
ALUN-3F1010150	Φ10	45	Φ10	150
ALUN-3F1212150	Φ12	45	Φ12	150
ALUN-3F1414150	Φ14	45	Φ14	150
ALUN-3F1616150	Φ16	50	Φ16	150
ALUN-3F1818150	Φ18	50	Φ18	150
ALUN-3F2020150	Φ20	55	Φ20	150
ALUN-3F2525150	Φ25	60	Φ25	150

3 45° 螺旋角

柄径 h6

APPLICABLE TABLE OF MACHINABLE MATERIALS

可切削材料适用表

● 非常适合 VERY SUITABLE ○ 适合 SUITABLE

CARBON STEEL 碳素钢 / ALLOY STEEL 合金钢 / PRE HARDENED STEEL 预硬钢 / CHISEL TOOL STEEL 工具钢	PRE HARDENED STEEL、HARDENED STEEL 预硬钢、淬硬钢				STAINLESS STEEL 不锈钢	CAST IRON 铸铁 / DUCTILE IRON 球墨铸铁	COPPER ALLOY 铜合金	ALUMINIUM ALLOY 铝合金	GRAPHITE 石墨	TITANIUM ALLOY 钛合金	HEAT-RESISTING ALLOY 耐热合金	PLASTIC 塑料
~40HRC	~45HRC	~55HRC	~60HRC	~65HRC	~35HRC	~350HB						
○	○	○	○	○	○	○	●	●		○	○	●

GEEFUN®

ALU-3F

ALU-3刃平底铣刀

ALU-3 Flutes End mills for Aluminum

用于侧铣和槽铣，适用于铝合金和铜合金的加工。

Used for side milling and groove milling, Processing of aluminum alloy and copper Alloy.

ALU

铝用铣刀

End mill for Aluminum

P ☐ M ☐ K ☐ N ☑

S ☐ H ☐

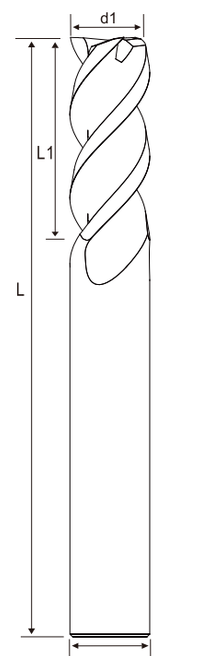

ITEM CODE	d1	L1	Dh6	L
ALU-3F01450	Φ1	3	Φ4	50
ALU-3F15450	Φ1.5	4	Φ4	50
ALU-3F02450	Φ2	6	Φ4	50
ALU-3F25450	Φ2.5	8	Φ4	50
ALU-3F03350	Φ3	9	Φ3	50
ALU-3F03450	Φ3	9	Φ4	50
ALU-3F35450	Φ3.5	10	Φ4	50
ALU-3F04450	Φ4	12	Φ4	50
ALU-3F05550	Φ5	15	Φ5	50
ALU-3F05650	Φ5	15	Φ6	50
ALU-3F06650	Φ6	18	Φ6	50
ALU-3F08860	Φ8	24	Φ8	60
ALU-3F03375	Φ3	12	Φ3	75
ALU-3F04475	Φ4	15	Φ4	75
ALU-3F05575	Φ5	20	Φ5	75
ALU-3F06675	Φ6	25	Φ6	75
ALU-3F08875	Φ8	30	Φ8	75
ALU-3F101075	Φ10	30	Φ10	75
ALU-3F121275	Φ12	35	Φ12	75
ALU-3F141480	Φ14	42	Φ14	80
ALU-3F033100	Φ3	12	Φ3	100
ALU-3F044100	Φ4	16	Φ4	100
ALU-3F055100	Φ5	20	Φ5	100
ALU-3F066100	Φ6	25	Φ6	100
ALU-3F088100	Φ8	35	Φ8	100
ALU-3F1010100	Φ10	40	Φ10	100
ALU-3F1212100	Φ12	45	Φ12	100
ALU-3F1414100	Φ14	45	Φ14	100

3 45° 螺旋角

柄径 h6

ALU-3F

ALU-3刃平底铣刀

ALU-3 Flutes End mills for Aluminum

ALU | 铝用铣刀

End mill for Aluminum

P ☐ M ☐ K ☐ N ☑
S ☐ H ☐

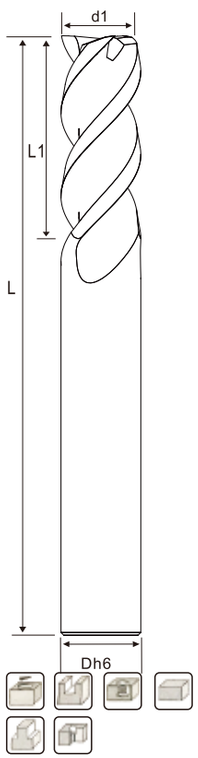

ITEM CODE	d1	L1	Dh6	L
ALU-3F1616100	Φ16	45	Φ16	100
ALU-3F1818100	Φ18	45	Φ18	100
ALU-3F2020100	Φ20	45	Φ20	100
ALU-3F2525100	Φ25	45	Φ25	100
ALU-3F066150	Φ6	25	Φ6	150
ALU-3F088150	Φ8	35	Φ8	150
ALU-3F1010150	Φ10	45	Φ10	150
ALU-3F1212150	Φ12	45	Φ12	150
ALU-3F1414150	Φ14	45	Φ14	150
ALU-3F1616150	Φ16	50	Φ16	150
ALU-3F1818150	Φ18	50	Φ18	150
ALU-3F2020150	Φ20	55	Φ20	150
ALU-3F2525150	Φ25	60	Φ25	150

3 45° 螺旋角

柄径 h6

APPLICABLE TABLE OF MACHINABLE MATERIALS

可切削材料适用表

O 非常适合 VERY SUITABLE　O 适合 SUITABLE

CARBON STEEL 碳素钢 PRE HARDENED STEEL 预硬钢	ALLOY STEEL 合金钢 CHISEL TOOL STEEL 工具钢	PRE HARDENED STEEL、HARDENED STEEL 预硬钢、淬硬钢				STAINLESS STEEL 不锈钢	CAST IRON 铸铁 DUCTILE IRON 球墨铸铁	COPPER ALLOY 铜合金	ALUMINIUM ALLOY 铝合金	GRAPHITE 石墨	TITANIUM ALLOY 钛合金	HEAT-RESISTING ALLOY 耐热合金	PLASTIC 塑料
~40HRC		~45HRC	~55HRC	~60HRC	~65HRC	~35HRC	~350HB						
O		O	O	O	O	O	O	O	O		O	O	O

GEEFUN®

MIRF

MIRF-2刃微径平底铣刀

MIRF-2 Flutes Micro end mills

可用于槽铣、侧铣，平面,适用于加工钢件，铸铁，淬火钢，淬硬钢等。

Used for groove milling，Side Milling , face milling .Suitable for machining steel,cast iron,hardened steel, hardened steel etc

MIRF | 微径铣刀

Small diameter cutter

P ☑ M ☑ K ☑ N ☐
S ☐ H ☐

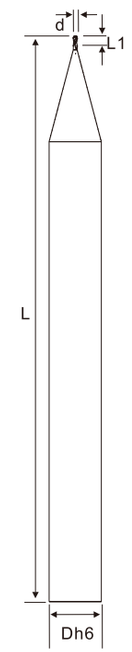

ITEM CODE	d	L1	Dh6	L
MIRF02	Φ0.2	0.4	Φ4	50
MIRF03	Φ0.3	0.6	Φ4	50
MIRF04	Φ0.4	0.8	Φ4	50
MIRF05	Φ0.5	1	Φ4	50
MIRF06	Φ0.6	1.2	Φ4	50
MIRF07	Φ0.7	1.4	Φ4	50
MIRF08	Φ0.8	1.6	Φ4	50
MIRF09	Φ0.9	1.8	Φ4	50

2 柄径 h6

APPLICABLE TABLE OF MACHINABLE MATERIALS

可切削材料适用表

O 非常适合 VERY SUITABLE　O 适合 SUITABLE

CARBON STEEL 碳素钢 PRE HARDENED STEEL 预硬钢	ALLOY STEEL 合金钢 CHISEL TOOL STEEL 工具钢	PRE HARDENED STEEL、HARDENED STEEL 预硬钢、淬硬钢				STAINLESS STEEL 不锈钢	CAST IRON 铸铁 DUCTILE IRON 球墨铸铁	COPPER ALLOY 铜合金	ALUMINIUM ALLOY 铝合金	GRAPHITE 石墨	TITANIUM ALLOY 钛合金	HEAT-RESISTING ALLOY 耐热合金	PLASTIC 塑料
~40HRC		~45HRC	~55HRC	~60HRC	~65HRC	~35HRC	~350HB						
O		O	O	O	O	O	O	O	O		O	O	O

GEEFUN®

MIRB | 微径铣刀 Small diameter cutter

MIRB

MIRB-2刃微径球头铣刀

MIRF-2 Flutes Micro ball nose end mills

各类球头立铣刀具有很小的公差，进行仿形加工时，也能确保很高的精度。

All kinds of ball end cutter has very small tolerance for copying machining ,can ensure high accuracy, Applicable for plane and surface machining .

P ☑ M ☑ K ☑ N ☐ S ☐ H ☐

ITEM CODE	R	L1	Dh6	L
MIRB02	R0.1	0.4	Φ4	50
MIRB03	R0.15	0.6	Φ4	50
MIRB04	R0.2	0.8	Φ4	50
MIRB05	R0.25	1	Φ4	50
MIRB06	R0.3	1.2	Φ4	50
MIRB07	R0.35	1.4	Φ4	50
MIRB08	R0.4	1.6	Φ4	50
MIRB09	R0.45	1.8	Φ4	50

2 柄径 h6

APPLICABLE TABLE OF MACHINABLE MATERIALS

可切削材料适用表

○ 非常适合 VERY SUITABLE ○ 适合 SUITABLE

CARBON STEEL 碳素钢 / ALLOY STEEL 合金钢 / PRE HARDENED STEEL 预硬钢 / CHISEL TOOL STEEL 工具钢	PRE HARDENED STEEL、HARDENED STEEL 预硬钢、淬硬钢				STAINLESS STEEL 不锈钢	CAST IRON 铸铁 / DUCTILE IRON 球墨铸铁	COPPER ALLOY 铜合金	ALUMINIUM ALLOY 铝合金	GRAPHITE 石墨	TITANIUM ALLOY 钛合金	HEAT-RESISTING ALLOY 耐热合金	PLASTIC 塑料
~40HRC	~45HRC	~55HRC	~60HRC	~65HRC	~35HRC	~350HB						
○	○	○	○	○	○	○	○	○		○	○	○

GEEFUN®

2HRE | 长颈铣刀 Long neck cutter

2HRE

2HRE-2刃长颈平底铣刀

2HRE-2 Flutes Rib Flat End Mills for Generality

P ☑ M ☑ K ☑ N ☐ S ☐ H ☐

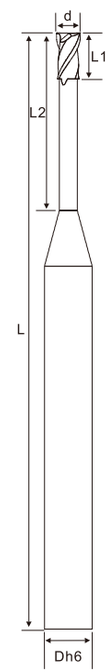

ITEM CODE	d	L1	L2	Dh6	L
2HRE-0.5H4	Φ0.5	1	4	Φ4	50
2HRE-0.5H6	Φ0.5	1	6	Φ4	50
2HRE-0.5H8	Φ0.5	1	8	Φ4	50
2HRE-0.5H10	Φ0.5	1	10	Φ4	50
2HRE-0.6H4	Φ0.6	1.2	4	Φ4	50
2HRE-0.6H6	Φ0.6	1.2	6	Φ4	50
2HRE-0.6H8	Φ0.6	1.2	8	Φ4	50
2HRE-0.6H10	Φ0.6	1.2	10	Φ4	50
2HRE-0.8H4	Φ0.8	1.6	4	Φ4	50
2HRE-0.8H6	Φ0.8	1.6	6	Φ4	50
2HRE-0.8H8	Φ0.8	1.6	8	Φ4	50
2HRE-0.8H10	Φ0.8	1.6	10	Φ4	50
2HRE-0.8H12	Φ0.8	1.6	12	Φ4	50
2HRE-1H4	Φ1	2	4	Φ4	50
2HRE-1H6	Φ1	2	6	Φ4	50
2HRE-1H8	Φ1	2	8	Φ4	50
2HRE-1H10	Φ1	2	10	Φ4	50
2HRE-1H12	Φ1	2	12	Φ4	50
2HRE-1H14	Φ1	2	14	Φ4	50
2HRE-1H16	Φ1	2	16	Φ4	50
2HRE-1.5H6	Φ1.5	3	6	Φ4	50
2HRE-1.5H8	Φ1.5	3	8	Φ4	50
2HRE-1.5H10	Φ1.5	3	10	Φ4	50
2HRE-1.5H12	Φ1.5	3	12	Φ4	50
2HRE-1.5H14	Φ1.5	3	14	Φ4	50
2HRE-1.5H16	Φ1.5	3	16	Φ4	50
2HRE-1.5H18	Φ1.5	3	18	Φ4	50
2HRE-1.5H20	Φ1.5	3	20	Φ4	50
2HRE-2H8	Φ2	3	8	Φ4	50

2 柄径 h6

2HRE

2HRE-2刃长颈平底铣刀

2HRE-2 Flutes Rib Flat End Mills for Generality

2HRE | 长颈铣刀 Long neck cutter

P ☑ M ☑ K ☑ N ☐
S ☐ H ☐

ITEM CODE	d1	L1	L2	Dh6	L
2HRE-2H10	Φ2	3	10	Φ4	50
2HRE-2H12	Φ2	3	12	Φ4	50
2HRE-2H14	Φ2	3	14	Φ4	50
2HRE-2H16	Φ2	3	16	Φ4	50
2HRE-2H18	Φ2	3	18	Φ4	50
2HRE-2H20	Φ2	3	20	Φ4	50
2HRE-2.5H10	Φ2.5	4	10	Φ4	50
2HRE-2.5H12	Φ2.5	4	12	Φ4	50
2HRE-2.5H14	Φ2.5	4	14	Φ4	50
2HRE-2.5H16	Φ2.5	4	16	Φ4	50
2HRE-2.5H18	Φ2.5	4	18	Φ4	50
2HRE-2.5H20	Φ2.5	4	20	Φ4	50
2HRE-3H10	Φ3	4	10	Φ4	50
2HRE-3H12	Φ3	4	12	Φ4	50
2HRE-3H14	Φ3	4	14	Φ4	50
2HRE-3H16	Φ3	4	16	Φ4	50
2HRE-3H18	Φ3	4	18	Φ4	50
2HRE-3H20	Φ3	4	20	Φ4	50
2HRE-3.5H10	Φ3.5	4	10	Φ4	50
2HRE-3.5H12	Φ3.5	4	12	Φ4	50
2HRE-3.5H14	Φ3.5	4	14	Φ4	50
2HRE-3.5H16	Φ3.5	4	16	Φ4	50
2HRE-3.5H18	Φ3.5	4	18	Φ4	50
2HRE-3.5H20	Φ3.5	4	20	Φ4	50

APPLICABLE TABLE OF MACHINABLE MATERIALS
可切削材料适用表

○ 非常适合 VERY SUITABLE ○ 适合 SUITABLE

CARBON STEEL 碳素钢 / ALLOY STEEL 合金钢 / PRE HARDENED STEEL 预硬钢 / CHISEL TOOL STEEL 工具钢	PRE HARDENED STEEL、HARDENED STEEL 预硬钢、淬硬钢				STAINLESS STEEL 不锈钢	CAST IRON 铸铁 / DUCTILE IRON 球墨铸铁	COPPER ALLOY 铜合金	ALUMINIUM ALLOY 铝合金	GRAPHITE 石墨	TITANIUM ALLOY 钛合金	HEAT-RESISTING ALLOY 耐热合金	PLASTIC 塑料
~40HRC	~45HRC	~55HRC	~60HRC	~65HRC	~35HRC	~350HB						
○	○	○	○	○	○	○	○	○		○	○	○

GEEFUN®

2HRB

2HRB-2刃长颈球头铣刀

2HRB-2 Flutes Rib Ball Nose End Mills

可用于仿形加工,型腔加工,可用于加工碳钢,合金钢,PH与铁素体马氏体不锈钢和灰铸铁,球墨铸铁。
Used for Profiling , Cavity Part ,Used for the processing of carbon steel, alloy steel,
PH And ferritic martensitic stainless steel and gray cast iron,ductile iron.

2HRB | 长颈铣刀 Long neck cutter

P ☑ M ☑ K ☑ N ☐
S ☐ H ☐

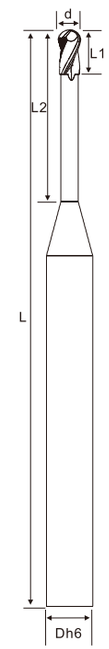

ITEM CODE	R	L1	L2	Dh6	L
2HRB-0.25H4	R0.25	1	4	Φ4	50
2HRB-0.25H6	R0.25	1	6	Φ4	50
2HRB-0.25H8	R0.25	1	8	Φ4	50
2HRB-0.25H10	R0.25	1	10	Φ4	50
2HRB-0.3H4	R0.3	1.2	4	Φ4	50
2HRB-0.3H6	R0.3	1.2	6	Φ4	50
2HRB-0.3H8	R0.3	1.2	8	Φ4	50
2HRB-0.3H10	R0.3	1.2	10	Φ4	50
2HRB-0.4H4	R0.4	1.6	4	Φ4	50
2HRB-0.4H6	R0.4	1.6	6	Φ4	50
2HRB-0.4H8	R0.4	1.6	8	Φ4	50
2HRB-0.4H10	R0.4	1.6	10	Φ4	50
2HRB-0.4H12	R0.4	1.6	12	Φ4	50
2HRB-0.5H4	R0.5	2	4	Φ4	50
2HRB-0.5H6	R0.5	2	6	Φ4	50
2HRB-0.5H8	R0.5	2	8	Φ4	50
2HRB-0.5H10	R0.5	2	10	Φ4	50
2HRB-0.5H12	R0.5	2	12	Φ4	50
2HRB-0.5H14	R0.5	2	14	Φ4	50
2HRB-0.5H16	R0.5	2	16	Φ4	50
2HRB-0.75H6	R0.75	3	6	Φ4	50
2HRB-0.75H8	R0.75	3	8	Φ4	50
2HRB-0.75H10	R0.75	3	10	Φ4	50
2HRB-0.75H12	R0.75	3	12	Φ4	50
2HRB-0.75H14	R0.75	3	14	Φ4	50
2HRB-0.75H16	R0.75	3	16	Φ4	50
2HRB-0.75H18	R0.75	3	18	Φ4	50
2HRB-0.75H20	R0.75	3	20	Φ4	50
2HRB-1H8	R1	3	8	Φ4	50

2HRB

2HRB-2刃长颈球头铣刀

2HRB-2 Flutes Rib Ball Nose End Mills

2HRB | 长颈铣刀 Long neck cutter

P ☑ M ☑ K ☑ N ☐ S ☐ H ☐

ITEM CODE	d1	L1	L2	Dh6	L
2HRB-1H10	R1	3	10	Φ4	50
2HRB-1H12	R1	3	12	Φ4	50
2HRB-1H14	R1	3	14	Φ4	50
2HRB-1H16	R1	3	16	Φ4	50
2HRB-1H18	R1	3	18	Φ4	50
2HRB-1H20	R1	3	20	Φ4	50
2HRB-1.25H10	R1.25	4	10	Φ4	50
2HRB-1.25H12	R1.25	4	12	Φ4	50
2HRB-1.25H14	R1.25	4	14	Φ4	50
2HRB-1.25H16	R1.25	4	16	Φ4	50
2HRB-1.25H18	R1.25	4	18	Φ4	50
2HRB-1.25H20	R1.25	4	20	Φ4	50
2HRB-1.5H10	R1.5	4	10	Φ4	50
2HRB-1.5H12	R1.5	4	12	Φ4	50
2HRB-1.5H14	R1.5	4	14	Φ4	50
2HRB-1.5H16	R1.5	4	16	Φ4	50
2HRB-1.5H18	R1.5	4	18	Φ4	50
2HRB-1.5H20	R1.5	4	20	Φ4	50
2HRB-1.75H10	R1.75	4	10	Φ4	50
2HRB-1.75H12	R1.75	4	12	Φ4	50
2HRB-1.75H14	R1.75	4	14	Φ4	50
2HRB-1.75H16	R1.75	4	16	Φ4	50
2HRB-1.75H18	R1.75	4	18	Φ4	50
2HRB-1.75H20	R1.75	4	20	Φ4	50

2 柄径 h6

APPLICABLE TABLE OF MACHINABLE MATERIALS

可切削材料适用表

○ 非常适合 VERY SUITABLE ○ 适合 SUITABLE

CARBON STEEL 碳素钢 / PRE HARDENED STEEL 预硬钢	ALLOY STEEL 合金钢 / CHISEL TOOL STEEL 工具钢	PRE HARDENED STEEL、HARDENED STEEL 预硬钢、淬硬钢				STAINLESS STEEL 不锈钢	CAST IRON 铸铁 / DUCTILE IRON 球墨铸铁	COPPER ALLOY 铜合金	ALUMINIUM ALLOY 铝合金	GRAPHITE 石墨	TITANIUM ALLOY 钛合金	HEAT-RESISTING ALLOY 耐热合金	PLASTIC 塑料
~40HRC		~45HRC	~55HRC	~60HRC	~65HRC	~35HRC	~350HB						
○		○	○	○	○	○	○	○	○		○	○	○

GEEFUN®

4TE

4TE-T型刀

4TE-4 Flutes T-slot Cutter

4TE | T型铣刀 T-Slot

P ☑ M ☑ K ☑ N ☐ S ☐ H ☐

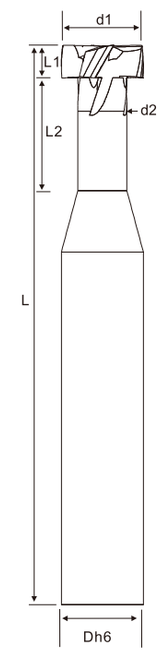

ITEM CODE	d1	d2	L1	L2	Dh6	L
4TE001	Φ4	2	1	6	Φ4	50
4TE002	Φ4	2	2	6	Φ4	50
4TE003	Φ4	2	3	6	Φ4	50
4TE004	Φ6	4	1	8	Φ6	50
4TE005	Φ6	4	2	8	Φ6	50
4TE006	Φ6	4	3	8	Φ6	50
4TE007	Φ8	4	1	8	Φ8	60
4TE008	Φ8	4	2	8	Φ8	60
4TE009	Φ8	4	3	8	Φ8	60
4TE010	Φ10	6	1	10	Φ10	75
4TE011	Φ10	6	2	10	Φ10	75
4TE012	Φ10	6	4	10	Φ10	75
4TE013	Φ10	6	6	10	Φ10	75
4TE014	Φ12	6	1	10	Φ12	75
4TE015	Φ12	6	2	10	Φ12	75
4TE016	Φ12	6	4	10	Φ12	75
4TE017	Φ12	6	6	10	Φ12	75
4TE018	Φ14	8	1	10	Φ14	80
4TE019	Φ14	8	2	10	Φ14	80
4TE020	Φ14	8	4	10	Φ14	80
4TE021	Φ14	8	6	10	Φ14	80
4TE022	Φ16	8	1	20	Φ16	80
4TE023	Φ16	8	2	20	Φ16	80
4TE024	Φ16	8	4	20	Φ16	80
4TE025	Φ16	8	6	20	Φ16	80
4TE026	Φ16	8	8	20	Φ16	80
4TE027	Φ18	10	1	20	Φ18	80
4TE028	Φ18	10	2	20	Φ18	80
4TE029	Φ18	10	4	20	Φ18	80

柄径 h6

4TE

4TE-T型刀

4TE-4 Flutes T-slot Cutter

4TE | T型铣刀 T-Solt

ITEM CODE	d1	d2	L1	L2	Dh6	L
4TE030	Φ18	10	6	20	Φ18	80
4TE031	Φ18	10	8	20	Φ18	80
4TE032	Φ20	10	1	20	Φ20	80
4TE033	Φ20	10	2	20	Φ20	80
4TE034	Φ20	10	4	20	Φ20	80
4TE035	Φ20	10	6	20	Φ20	80
4TE036	Φ20	10	8	20	Φ20	80

P ☑ M ☑ K ☑ N ☐
S ☐ H ☐

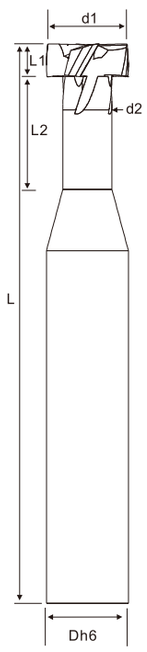

柄径 h6

APPLICABLE TABLE OF MACHINABLE MATERIALS
可切削材料适用表

非常适合 VERY SUITABLE ○ 适合 SUITABLE ○

CARBON STEEL 碳素钢 / ALLOY STEEL 合金钢 / PRE HARDENED STEEL 预硬钢 / CHISEL TOOL STEEL 工具钢	PRE HARDENED STEEL、HARDENED STEEL 预硬钢、淬硬钢				STAINLESS STEEL 不锈钢	CAST IRON 铸铁 / DUCTILE IRON 球墨铸铁	COPPER ALLOY 铜合金	ALUMINIUM ALLOY 铝合金	GRAPHITE 石墨	TITANIUM ALLOY 钛合金	HEAT-RESISTING ALLOY 耐热合金	PLASTIC 塑料
~40HRC	~45HRC	~55HRC	~60HRC	~65HRC	~35HRC	~350HB						
○	○	○	○	○	○	○	○	○		○	○	○

GEEFUN®

IRR | 内R角铣刀 Inner Corner Radius

IRR-内R角铣刀

IRR-4 Flutes Inner Corner Rounding cutter

P ☑ M ☑ K ☑ N ☐
S ☐ H ☐

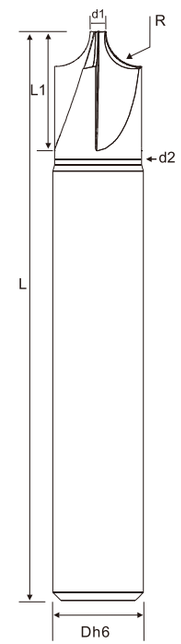

4 柄径 h6

ITEM CODE	R	d1	d2	L1	Dh6	L
IRR-R0.5	R0.5	1.5	2.7	5	Φ4	50
IRR-R0.75	R0.75	1.5	3.2	5	Φ4	50
IRR-R1	R1.0	1.5	3.7	5	Φ4	50
IRR-R1.25	R1.25	1.5	4.2	5	Φ6	50
IRR-R1.5	R1.5	1.5	4.7	5	Φ6	50
IRR-R1.75	R1.75	1.5	5.2	5	Φ6	50
IRR-R2	R2.0	1.5	5.7	5	Φ6	50
IRR-R2.25	R2.25	1.5	6.2	10	Φ8	60
IRR-R2.5	R2.5	1.5	6.7	10	Φ8	60
IRR-R2.75	R2.75	1.5	7.2	10	Φ8	60
IRR-R3	R3.0	1.5	7.7	10	Φ8	60
IRR-R3.25	R3.25	2	8.7	10	Φ10	75
IRR-R3.5	R3.5	2	9.2	15	Φ10	75
IRR-R3.75	R3.75	2	9.7	15	Φ10	75
IRR-R4	R4.0	2	10.2	15	Φ12	75
IRR-R4.25	R4.25	2	10.7	15	Φ12	75
IRR-R4.5	R4.5	2	11.2	15	Φ12	75
IRR-R4.75	R4.75	2	11.7	15	Φ12	75
IRR-R5	R5.0	3	13.2	15	Φ14	75
IRR-R5.25	R5.25	3	13.7	20	Φ14	75
IRR-R5.5	R5.5	3	14.2	20	Φ16	75
IRR-R5.75	R5.75	3	14.7	20	Φ16	75
IRR-R6	R6.0	3	15.2	20	Φ16	75
IRR-R6.25	R6.25	3	15.7	20	Φ16	75
IRR-R6.5	R6.5	3	16.2	20	Φ18	75
IRR-R6.75	R6.75	3	16.7	20	Φ18	75
IRR-R7	R7.0	4	18.2	20	Φ20	75
IRR-R7.25	R7.25	4	18.7	20	Φ20	75
IRR-R7.5	R7.5	4	19.2	20	Φ20	75
IRR-R7.75	R7.75	4	19.7	20	Φ20	75
IRR-R8	R8.0	4	20.2	20	Φ20	75

APPLICABLE TABLE OF MACHINABLE MATERIALS
可切削材料适用表

非常适合 VERY SUITABLE ○ 适合 SUITABLE ○

CARBON STEEL 碳素钢 / ALLOY STEEL 合金钢 / PRE HARDENED STEEL 预硬钢 / CHISEL TOOL STEEL 工具钢	PRE HARDENED STEEL、HARDENED STEEL 预硬钢、淬硬钢				STAINLESS STEEL 不锈钢	CAST IRON 铸铁 / DUCTILE IRON 球墨铸铁	COPPER ALLOY 铜合金	ALUMINIUM ALLOY 铝合金	GRAPHITE 石墨	TITANIUM ALLOY 钛合金	HEAT-RESISTING ALLOY 耐热合金	PLASTIC 塑料
~40HRC	~45HRC	~55HRC	~60HRC	~65HRC	~35HRC	~350HB						
○	○	○	○	○	○	○	○	○		○	○	○

GEEFUN®

4HROU | 粗皮刀 Rough Leather Mill

4HROU

4HROU-4刃平底粗皮刀

4HROU-Rough leather mill

适用于粗加工，大大提高加工效率。适用于加工碳钢，铸铁，合金钢和奥氏体不锈钢。
Suitable for roughing machining, greatly improve the processing efficiency.
Applicable to the processing of carbon steel, cast iron ,alloy steel and austenitic stainless steel etc.

P ☑ M ☑ K ☑ N ☐
S ☐ H ☐

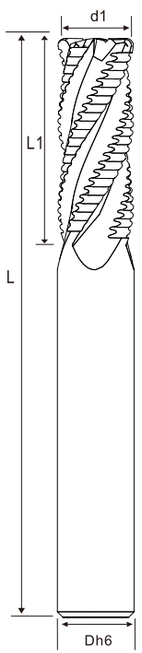

ITEM CODE	d1	L1	Dh6	L
4HROU04450	Φ4	10	Φ4	50
4HROU05550	Φ5	13	Φ5	50
4HROU05650	Φ5	13	Φ6	50
4HROU06650	Φ6	15	Φ6	50
4HROU07860	Φ7	20	Φ8	60
4HROU08860	Φ8	20	Φ8	60
4HROU04475	Φ4	15	Φ4	75
4HROU06675	Φ6	20	Φ6	75
4HROU08875	Φ8	25	Φ8	75
4HROU91075	Φ9	25	Φ10	75
4HROU101075	Φ10	25	Φ10	75
4HROU111275	Φ11	30	Φ12	75
4HROU121275	Φ12	30	Φ12	75
4HROU1010100	Φ10	40	Φ10	100
4HROU1212100	Φ12	45	Φ12	100
4HROU1414100	Φ14	45	Φ14	100
4HROU1616100	Φ16	45	Φ16	100
4HROU1818100	Φ18	45	Φ18	100
4HROU2020100	Φ20	45	Φ20	100

35° 螺旋角
柄径 h6
4

APPLICABLE TABLE OF MACHINABLE MATERIALS
可切削材料适用表

非常适合 VERY SUITABLE ○ 适合 SUITABLE

CARBON STEEL 碳素钢 / ALLOY STEEL 合金钢 / PRE HARDENED STEEL 预硬钢 / CHISEL TOOL STEEL 工具钢	PRE HARDENED STEEL、HARDENED STEEL 预硬钢、淬硬钢				STAINLESS STEEL 不锈钢	CAST IRON 铸铁 / DUCTILE IRON 球墨铸铁	COPPER ALLOY 铜合金	ALUMINIUM ALLOY 铝合金	GRAPHITE 石墨	TITANIUM ALLOY 钛合金	HEAT-RESISTING ALLOY 耐热合金	PLASTIC 塑料
~40HRC	~45HRC	~55HRC	~60HRC	~65HRC	~35HRC	~350HB						
○	○	○	○	○	○	○	○	○		○	○	○

GEEFUN®

4SCHA | 倒角刀 Chamfering mill

4SCHA

4SCHA-4刃90°倒角刀

4SCHA-4 Flutes 90 ° chamfer milling cutter

P ☑ M ☑ K ☑ N ☐
S ☐ H ☐

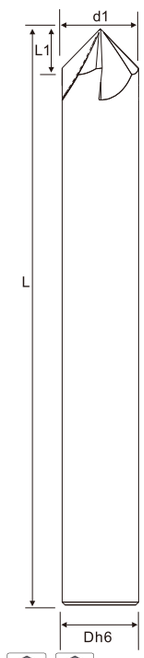

ITEM CODE	d1	L1	D	L
4SCHA03350	Φ3	1	Φ3	50
4SCHA04450	Φ4	3	Φ4	50
4SCHA05550	Φ5	3	Φ5	50
4SCHA06650	Φ6	4	Φ6	50
4SCHA08860	Φ8	6	Φ8	60
4SCHA01075	Φ10	8	Φ10	75
4SCHA01275	Φ12	10	Φ12	75
4SCHA01480	Φ14	12	Φ14	80
4SCHA16100	Φ16	14	Φ16	100
4SCHA18100	Φ18	16	Φ18	100
4SCHA20100	Φ20	18	Φ20	100

柄径 h6

APPLICABLE TABLE OF MACHINABLE MATERIALS
可切削材料适用表

非常适合 VERY SUITABLE ○ 适合 SUITABLE

CARBON STEEL 碳素钢 / ALLOY STEEL 合金钢 / PRE HARDENED STEEL 预硬钢 / CHISEL TOOL STEEL 工具钢	PRE HARDENED STEEL、HARDENED STEEL 预硬钢、淬硬钢				STAINLESS STEEL 不锈钢	CAST IRON 铸铁 / DUCTILE IRON 球墨铸铁	COPPER ALLOY 铜合金	ALUMINIUM ALLOY 铝合金	GRAPHITE 石墨	TITANIUM ALLOY 钛合金	HEAT-RESISTING ALLOY 耐热合金	PLASTIC 塑料
~40HRC	~45HRC	~55HRC	~60HRC	~65HRC	~35HRC	~350HB						
○	○	○	○	○	○	○	○	○		○	○	○

GEEFUN®

NON | 锥度球刀 Taper ball cutter

NON

NON-硬质合金锥度球头铣刀

NON-Carbide taper ball end milling cutter

各类球头立铣刀具有很小的公差，进行仿形加工时，也能确保很高的精度。

All kinds of ball end cutter has very small tolerance for copying machining ,can ensure high accuracy, Applicable for plane and surface machining .

P	M	K	N	S	H
☑	☑	☑	☐	☐	☐

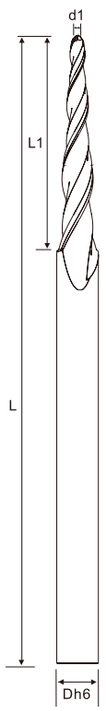

ITEM CODE	d1	L1	Dh6	L
NON-2Q02515450	R0.25	15	Φ4	50
NON-2Q0515450	R0.5	15	Φ4	50
NON-2Q07515450	R0.75	15	Φ4	50
NON-2Q1015450	R1	15	Φ4	50
NON-2Q025205450	R0.25	20.5	Φ4	50
NON-2Q05205450	R0.5	20.5	Φ4	50
NON-2Q075205450	R0.75	20.5	Φ4	50
NON-2Q10205450	R1	20.5	Φ4	50
NON-2Q02520650	R0.25	20	Φ6	50
NON-2Q0520650	R0.5	20	Φ6	50
NON-2Q07520650	R0.75	20	Φ6	50
NON-2Q1020650	R1	20	Φ6	50
NON-2Q025305675	R0.25	30.5	Φ6	75
NON-2Q075305675	R0.75	30.5	Φ6	75
NON-2Q10305675	R1	30.5	Φ6	75
NON-2Q15305675	R1.5	30.5	Φ6	75
NON-2Q20305675	R2	30.5	Φ6	75
NON-2Q20306100	R2	30	Φ6	100
NON-2Q0545885	R0.5	45	Φ8	85
NON-2Q1045885	R1	45	Φ8	85
NON-2Q1545885	R1.5	45	Φ8	85
NON-2Q2045885	R2	45	Φ8	85
NON-2Q05478100	R0.5	47	Φ8	100
NON-2Q075478100	R0.75	47	Φ8	100
NON-2Q05608100	R0.5	60	Φ8	100
NON-2Q075608100	R0.75	60	Φ8	100
NON-2Q10608100	R1	60	Φ8	100
NON-2Q15608100	R1.5	60	Φ8	100

硬质合金钻头 I Carbide Drill

优选高硬度钨钢母材，高质量的纳米涂层，表面光洁度高
高速持续切削无负担。

Select high hardness tungsten steel base material, high-quality nano coating, and high surface smoothness, high speed continuous cutting without burden.

GEEFUN®

DR-3D | 标准钻头 Carbide Twist Drill

DR-3D

DR标准钻头3D

DR-Solid Carbide Standard Drill Set Shank DIN-6537K

适用于普通加工，模具，汽配和航空等各种材料。

Applicable to ordinary processing , mold, automobile and aviation and other materials.

P ☑ M ☑ K ☑ N ☐ S ☐ H ☐

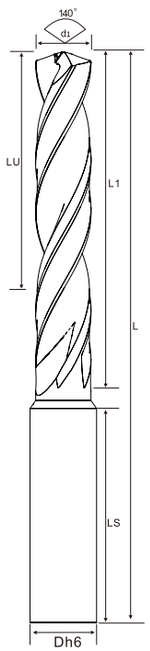

■ 红色字体标注的有螺纹底孔
Threaded bottom hole marked in red font

d(刃径)	T(m7公差)
3<Φ≤6	+0.004~+0.016
6<Φ≤10	+0.006~+0.021
10<Φ≤18	+0.007~+0.025
18<Φ≤20	+0.008~+0.029

ITEM CODE	d1-m7	L1	LU	Dh6	LS	L
DR3D-001	1	4	2.5	Φ4	28	50
DR3D-011	1.1	4	2.5	Φ4	28	50
DR3D-012	1.2	5	3	Φ4	28	50
DR3D-0125	1.25	5	3	Φ4	28	50
DR3D-013	1.3	5	3	Φ4	28	50
DR3D-0135	1.35	6	4	Φ4	28	50
DR3D-014	1.4	6	4	Φ4	28	50
DR3D-0145	1.45	6	4	Φ4	28	50
DR3D-015	1.5	6	4	Φ4	28	50
DR3D-016	1.6	6	4	Φ4	28	50
DR3D-017	1.7	7	5	Φ4	28	50
DR3D-0175	1.75	7	5	Φ4	28	50
DR3D-018	1.8	7	5	Φ4	28	50
DR3D-019	1.9	8	6	Φ4	28	50
DR3D-0195	1.95	8	6	Φ4	28	50
DR3D-002	2.0	8	6	Φ4	28	50
DR3D-0205	2.05	9	7	Φ4	28	50
DR3D-021	2.1	9	7	Φ4	28	50
DR3D-0215	2.15	9	7	Φ4	28	50
DR3D-022	2.2	9	7	Φ4	28	50
DR3D-023	2.3	9	7	Φ4	28	50
DR3D-0235	2.35	10	8	Φ4	28	50
DR3D-024	2.4	10	8	Φ4	28	50
DR3D-025	2.5	10	8	Φ4	28	50
DR3D-0255	2.55	11	9	Φ4	28	50
DR3D-026	2.6	11	9	Φ4	28	50
DR3D-0265	2.65	11	9	Φ4	28	50
DR3D-027	2.7	11	9	Φ4	28	50
DR3D-028	2.8	11	9	Φ4	28	50

钻头

DR-3D

DR标准钻头3D

DR-Solid Carbide Standard Drill Set Shank DIN-6537K

DR-3D | 标准钻头 Carbide Twist Drill

P ☑ M ☑ K ☑ N ☐ S ☐ H ☐

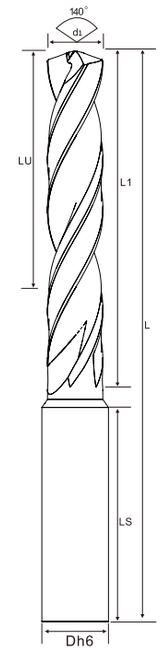

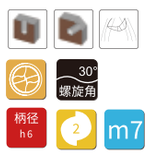

■ 红色字体标注的有螺纹底孔
Threaded bottom hole marked in red font

d(刃径)	T(m7公差)
3<Φ≤6	+0.004~+0.016
6<Φ≤10	+0.006~+0.021
10<Φ≤18	+0.007~+0.025
18<Φ≤20	+0.008~+0.029

ITEM CODE	d1-m7	L1	LU	Dh6	LS	L
DR3D-0285	2.85	12	10	Φ4	28	50
DR3D-029	2.9	12	10	Φ4	28	50
DR3D-0295	2.95	17	15	Φ4	28	50
DR3D-003	3	20	14	Φ4	36	62
DR3D-031	3.1	20	14	Φ4	36	62
DR3D-0315	3.15	20	14	Φ4	36	62
DR3D-032	3.2	20	14	Φ4	36	62
DR3D-0325	3.25	20	14	Φ4	36	62
DR3D-033	3.3	20	14	Φ4	36	62
DR3D-034	3.4	20	14	Φ4	36	62
DR3D-035	3.5	20	14	Φ4	36	62
DR3D-036	3.6	20	14	Φ4	36	62
DR3D-037	3.7	20	14	Φ4	36	62
DR3D-038	3.8	24	17	Φ4	36	62
DR3D-0385	3.85	24	17	Φ4	36	62
DR3D-039	3.9	24	17	Φ4	36	62
DR3D-004	4	24	17	Φ4	36	62
DR3D-041	4.1	24	17	Φ6	36	66
DR3D-042	4.2	24	17	Φ6	36	66
DR3D-043	4.3	24	17	Φ6	36	66
DR3D-0435	4.35	24	17	Φ6	36	66
DR3D-044	4.4	24	17	Φ6	36	66
DR3D-0445	4.45	24	17	Φ6	36	66
DR3D-045	4.5	24	17	Φ6	36	66
DR3D-046	4.6	24	17	Φ6	36	66
DR3D-0465	4.65	24	17	Φ6	36	66
DR3D-047	4.7	24	17	Φ6	36	66
DR3D-048	4.8	28	20	Φ6	36	66
DR3D-049	4.9	28	20	Φ6	36	66
DR3D-005	5	28	20	Φ6	36	66
DR3D-051	5.1	28	20	Φ6	36	66
DR3D-052	5.2	28	20	Φ6	36	66

钻头

DR- 3D

DR标准钻头3D

DR-Solid Carbide Standard Drill Set Shank DIN-6537K

DR-3D | 标准钻头 Carbide Twist Drill

P ☑ M ☑ K ☑ N ☐ S ☐ H ☐

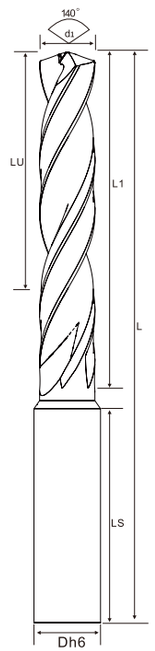

ITEM CODE	d1-m7	L1	LU	Dh6	LS	L
DR3D-0525	5.25	28	20	Φ6	36	66
DR3D-053	5.3	28	20	Φ6	36	66
DR3D-054	5.4	28	20	Φ6	36	66
DR3D-055	5.5	28	20	Φ6	36	66
DR3D-0555	5.55	28	20	Φ6	36	66
DR3D-056	5.6	28	20	Φ6	36	66
DR3D-057	5.7	28	20	Φ6	36	66
DR3D-0575	5.75	28	20	Φ6	36	66
DR3D-058	5.8	28	20	Φ6	36	66
DR3D-059	5.9	28	20	Φ6	36	66
DR3D-0595	5.95	28	20	Φ6	36	66
DR3D-006	6	28	20	Φ6	36	66
DR3D-061	6.1	34	24	Φ8	36	79
DR3D-062	6.2	34	24	Φ8	36	79
DR3D-063	6.3	34	24	Φ8	36	79
DR3D-064	6.4	34	24	Φ8	36	79
DR3D-065	6.5	34	24	Φ8	36	79
DR3D-066	6.6	34	24	Φ8	36	79
DR3D-067	6.7	34	24	Φ8	36	79
DR3D-0675	6.75	34	24	Φ8	36	79
DR3D-068	6.8	34	24	Φ8	36	79
DR3D-069	6.9	34	24	Φ8	36	79
DR3D-007	7	34	24	Φ8	36	79
DR3D-071	7.1	41	29	Φ8	36	79
DR3D-072	7.2	41	29	Φ8	36	79
DR3D-073	7.3	41	29	Φ8	36	79
DR3D-074	7.4	41	29	Φ8	36	79
DR3D-0745	7.45	41	29	Φ8	36	79
DR3D-075	7.5	41	29	Φ8	36	79
DR3D-076	7.6	41	29	Φ8	36	79
DR3D-077	7.7	41	29	Φ8	36	79
DR3D-078	7.8	41	29	Φ8	36	79

30° 螺旋角

柄径 h6 | 2 | m7

■ 红色字体标注的有螺纹底孔
Threaded bottom hole marked in red font

d(刃径)	T(m7公差)
3<Φ≤6	+0.004~+0.016
6<Φ≤10	+0.006~+0.021
10<Φ≤18	+0.007~+0.025
18<Φ≤20	+0.008~+0.029

钻头

DR- 3D

DR标准钻头3D

DR-Solid Carbide Standard Drill Set Shank DIN-6537K

DR-3D | 标准钻头 Carbide Twist Drill

P ☑ M ☑ K ☑ N ☐ S ☐ H ☐

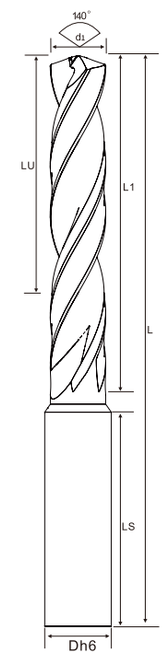

ITEM CODE	d1-m7	L1	LU	Dh6	LS	L
DR3D-079	7.9	41	29	Φ8	36	79
DR3D-008	8	41	29	Φ8	36	79
DR3D-081	8.1	47	35	Φ10	40	89
DR3D-082	8.2	47	35	Φ10	40	89
DR3D-083	8.3	47	35	Φ10	40	89
DR3D-084	8.4	47	35	Φ10	40	89
DR3D-085	8.5	47	35	Φ10	40	89
DR3D-086	8.6	47	35	Φ10	40	89
DR3D-087	8.7	47	35	Φ10	40	89
DR3D-0875	8.75	47	35	Φ10	40	89
DR3D-088	8.8	47	35	Φ10	40	89
DR3D-089	8.9	47	35	Φ10	40	89
DR3D-009	9	47	35	Φ10	40	89
DR3D-091	9.1	47	35	Φ10	40	89
DR3D-092	9.2	47	35	Φ10	40	89
DR3D-093	9.3	47	35	Φ10	40	89
DR3D-0935	9.35	47	35	Φ10	40	89
DR3D-094	9.4	47	35	Φ10	40	89
DR3D-0945	9.45	47	35	Φ10	40	89
DR3D-095	9.5	47	35	Φ10	40	89
DR3D-096	9.6	47	35	Φ10	40	89
DR3D-097	9.7	47	35	Φ10	40	89
DR3D-098	9.8	47	35	Φ10	40	89
DR3D-099	9.9	47	35	Φ10	40	89
DR3D-100	10	47	35	Φ10	40	89
DR3D-101	10.1	55	40	Φ12	45	102
DR3D-102	10.2	55	40	Φ12	45	102
DR3D-1025	10.25	55	40	Φ12	45	102
DR3D-103	10.3	55	40	Φ12	45	102
DR3D-104	10.4	55	40	Φ12	45	102
DR3D-105	10.5	55	40	Φ12	45	102
DR3D-106	10.6	55	40	Φ12	45	102

30° 螺旋角

柄径 h6 | 2 | m7

■ 红色字体标注的有螺纹底孔
Threaded bottom hole marked in red font

d(刃径)	T(m7公差)
3<Φ≤6	+0.004~+0.016
6<Φ≤10	+0.006~+0.021
10<Φ≤18	+0.007~+0.025
18<Φ≤20	+0.008~+0.029

DR- 3D

DR标准钻头3D

DR-Solid Carbide Standard Drill Set Shank DIN-6537K

DR-3D | 标准钻头 Carbide Twist Drill

P ☑ M ☑ K ☑ N ☐
S ☐ H ☐

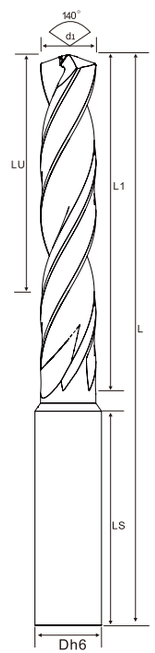

ITEM CODE	d1-m7	L1	LU	Dh6	LS	L
DR3D-107	10.7	55	40	Φ12	45	102
DR3D-1075	10.75	55	40	Φ12	45	102
DR3D-108	10.8	55	40	Φ12	45	102
DR3D-109	10.9	55	40	Φ12	45	102
DR3D-110	11	55	40	Φ12	45	102
DR3D-111	11.1	55	40	Φ12	45	102
DR3D-112	11.2	55	40	Φ12	45	102
DR3D-1125	11.25	55	40	Φ12	45	102
DR3D-113	11.3	55	40	Φ12	45	102
DR3D-1135	11.35	55	40	Φ12	45	102
DR3D-114	11.4	55	40	Φ12	45	102
DR3D-1145	11.45	55	40	Φ12	45	102
DR3D-115	11.5	55	40	Φ12	45	102
DR3D-116	11.6	55	40	Φ12	45	102
DR3D-117	11.7	55	40	Φ12	45	102
DR3D-118	11.8	55	40	Φ12	45	102
DR3D-119	11.9	55	40	Φ12	45	102
DR3D-120	12	55	40	Φ12	45	102
DR3D-121	12.1	60	43	Φ14	45	107
DR3D-122	12.2	60	43	Φ14	45	107
DR3D-1225	12.25	60	43	Φ14	45	107
DR3D-123	12.3	60	43	Φ14	45	107
DR3D-124	12.4	60	43	Φ14	45	107
DR3D-125	12.5	60	43	Φ14	45	107
DR3D-126	12.6	60	43	Φ14	45	107
DR3D-127	12.7	60	43	Φ14	45	107
DR3D-1275	12.75	60	43	Φ14	45	107
DR3D-128	12.8	60	43	Φ14	45	107
DR3D-129	12.9	60	43	Φ14	45	107
DR3D-130	13	60	43	Φ14	45	107
DR3D-131	13.1	60	43	Φ14	45	107
DR3D-1335	13.35	60	43	Φ14	45	107

30° 螺旋角
柄径 h6
2
m7

■ 红色字体标注的有螺纹底孔
Threaded bottom hole marked in red font

d(刃径)	T(m7公差)
3<Φ≤6	+0.004~+0.016
6<Φ≤10	+0.006~+0.021
10<Φ≤18	+0.007~+0.025
18<Φ≤20	+0.008~+0.029

DR- 3D
DR标准钻头3D
DR-Solid Carbide Standard Drill Set Shank DIN-6537K
DR-3D | 标准钻头 Carbide Twist Drill

P ☑ M ☑ K ☑ N ☐
S ☐ H ☐



ITEM CODE	d1-m7	L1	LU	Dh6	LS	L
DR3D-135	13.5	60	43	Φ14	45	107
DR3D-1365	13.65	60	43	Φ14	45	107
DR3D-138	13.8	60	43	Φ14	45	107
DR3D-140	14	60	43	Φ14	45	107
DR3D-1425	14.25	65	45	Φ16	48	115
DR3D-143	14.3	65	45	Φ16	48	115
DR3D-145	14.5	65	45	Φ16	48	115
DR3D-1475	14.75	65	45	Φ16	48	115
DR3D-148	14.8	65	45	Φ16	48	115
DR3D-150	15	65	45	Φ16	48	115
DR3D-151	15.1	65	45	Φ16	48	115
DR3D-1525	15.25	65	45	Φ16	48	115
DR3D-1535	15.35	65	45	Φ16	48	115
DR3D-155	15.5	65	45	Φ16	48	115
DR3D-158	15.8	65	45	Φ16	48	115
DR3D-160	16	65	45	Φ16	48	115
DR3D-165	16.5	73	51	Φ18	48	123
DR3D-1675	16.75	73	51	Φ18	48	123
DR3D-168	16.8	73	51	Φ18	48	123
DR3D-170	17	73	51	Φ18	48	123
DR3D-175	17.5	73	51	Φ18	48	123
DR3D-178	17.8	73	51	Φ18	48	123
DR3D-179	17.9	73	51	Φ18	48	123
DR3D-180	18	73	51	Φ18	48	123
DR3D-183	18.3	79	55	Φ20	50	131
DR3D-185	18.5	79	55	Φ20	50	131
DR3D-188	18.8	79	55	Φ20	50	131
DR3D-190	19	79	55	Φ20	50	131
DR3D-195	19.5	79	55	Φ20	50	131
DR3D-198	19.8	79	55	Φ20	50	131
DR3D-200	20	79	55	Φ20	50	131
DR3D-204	20.4	86	60	Φ22	50	141

30° 螺旋角
柄径 h6
2
m7

■ 红色字体标注的有螺纹底孔
Threaded bottom hole marked in red font

d(刃径)	T(m7公差)
3<Φ≤6	+0.004~+0.016
6<Φ≤10	+0.006~+0.021
10<Φ≤18	+0.007~+0.025
18<Φ≤20	+0.008~+0.029

DR- 3D

DR标准钻头3D

DR-Solid Carbide Standard Drill Set Shank DIN-6537K

DR-3D | 标准钻头 Carbide Twist Drill

钻头

P ☑ M ☑ K ☑ N ☐ S ☐ H ☐

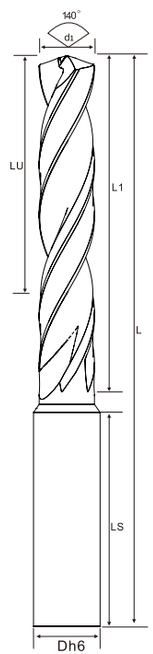

ITEM CODE	d1-m7	L1	LU	Dh6	LS	L
DR3D-205	20.5	86	60	Φ22	50	141
DR3D-210	21	86	60	Φ22	50	141
DR3D-214	21.4	86	60	Φ22	50	141
DR3D-215	21.5	86	60	Φ22	50	141
DR3D-220	22	86	60	Φ22	50	141
DR3D-2225	22.25	95	65	Φ25	56	153
DR3D-225	22.5	95	65	Φ25	56	153
DR3D-230	23	95	65	Φ25	56	153
DR3D-2325	23.25	95	65	Φ25	56	153
DR3D-235	23.5	95	65	Φ25	56	153
DR3D-240	24	95	65	Φ25	56	153
DR3D-245	24.5	95	65	Φ25	56	153
DR3D-250	25	95	65	Φ25	56	153

30° 螺旋角

柄径 h6 2 m7

■ 红色字体标注的有螺纹底孔
Threaded bottom hole marked in red font

d(刃径)	T(m7公差)
3<Φ≤6	+0.004~+0.016
6<Φ≤10	+0.006~+0.021
10<Φ≤18	+0.007~+0.025
18<Φ≤20	+0.008~+0.029

APPLICABLE TABLE OF MACHINABLE MATERIALS

可切削材料适用表

○ 非常适合 VERY SUITABLE ○ 适合 SUITABLE

CARBON STEEL 碳素钢 / ALLOY STEEL 合金钢 / PRE HARDENED STEEL 预硬钢 / CHISEL TOOL STEEL 工具钢	PRE HARDENED STEEL 预硬钢	HARDENED STEEL 淬硬钢	STAINLESS STEEL 不锈钢	CAST IRON 铸铁 / DUCTILE IRON 球墨铸铁 ~350HB	COPPER ALLOY 铜合金	ALUMINIUM ALLOY 铝合金	TITANIUM ALLOY 钛合金	HEAT-RESISTING ALLOY 耐热合金
○	○	○	○	○	○	○	○	○

GEEFUN®

DR- 5D

DR标准钻头5D

DR-Solid Carbide Standard Drill Set Shank DIN-6537L

适用于普通加工，模具，汽配和航空等各种材料。

Applicable to ordinary processing , mold, automobile and aviation and other materials.

DR-5D | 标准钻头 Carbide Twist Drill

钻头

P ☑ M ☑ K ☑ N ☐ S ☐ H ☐



ITEM CODE	d1-m7	L1	LU	Dh6	LS	L
DR5D-001	1	6	4	Φ4	28	50
DR5D-011	1.1	6	4	Φ4	28	50
DR5D-012	1.2	7	5	Φ4	28	50
DR5D-0125	1.25	8	6	Φ4	28	50
DR5D-013	1.3	8	6	Φ4	28	50
DR5D-0135	1.35	9	7	Φ4	28	50
DR5D-014	1.4	9	7	Φ4	28	50
DR5D-0145	1.45	9	7	Φ4	28	50
DR5D-015	1.5	9	7	Φ4	28	50
DR5D-016	1.6	10	8	Φ4	28	50
DR5D-017	1.7	10	8	Φ4	28	50
DR5D-0175	1.75	11	9	Φ4	28	50
DR5D-018	1.8	11	9	Φ4	28	50
DR5D-019	1.9	12	10	Φ4	28	50
DR5D-0195	1.95	12	10	Φ4	28	50
DR5D-002	2.0	12	10	Φ4	28	50
DR5D-0205	2.05	13	11	Φ4	28	50
DR5D-021	2.1	13	11	Φ4	28	50
DR5D-0215	2.15	13	11	Φ4	28	50
DR5D-022	2.2	13	11	Φ4	28	50
DR5D-023	2.3	14	12	Φ4	28	50
DR5D-0235	2.35	14	12	Φ4	28	50
DR5D-024	2.4	14	12	Φ4	28	50
DR5D-025	2.5	15	13	Φ4	28	50
DR5D-0255	2.55	16	14	Φ4	28	50
DR5D-026	2.6	16	14	Φ4	28	50
DR5D-0265	2.65	16	14	Φ4	28	50
DR5D-027	2.7	16	14	Φ4	28	50
DR5D-028	2.8	17	15	Φ4	28	50

30° 螺旋角

柄径 h6 2 m7

■ 红色字体标注的有螺纹底孔
Threaded bottom hole marked in red font

d(刃径)	T(m7公差)
3<Φ≤6	+0.004~+0.016
6<Φ≤10	+0.006~+0.021
10<Φ≤18	+0.007~+0.025
18<Φ≤20	+0.008~+0.029

DR- 5D

DR标准钻头5D

DR-Solid Carbide Standard Drill Set Shank DIN-6537L

DR-5D | 标准钻头 Carbide Twist Drill

P ☑ M ☑ K ☑ N ☐
S ☐ H ☐

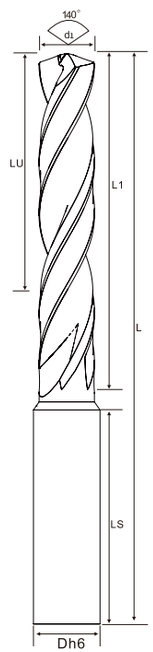

30° 螺旋角
柄径 h6
m7

■ 红色字体标注的有螺纹底孔
Threaded bottom hole marked in red font

d(刃径)	T(m7公差)
3<Φ≤6	+0.004~+0.016
6<Φ≤10	+0.006~+0.021
10<Φ≤18	+0.007~+0.025
18<Φ≤20	+0.008~+0.029

ITEM CODE	d1-m7	L1	LU	Dh6	LS	L
DR5D-0285	2.85	17	15	Φ4	28	50
DR5D-029	2.9	17	15	Φ4	28	50
DR5D-0295	2.95	22	20	Φ4	28	50
DR5D-003	3	28	23	Φ4	36	66
DR5D-031	3.1	28	23	Φ4	36	66
DR5D-0315	3.15	28	23	Φ4	36	66
DR5D-032	3.2	28	23	Φ4	36	66
DR5D-0325	3.25	28	23	Φ4	36	66
DR5D-033	3.3	28	23	Φ4	36	66
DR5D-034	3.4	28	23	Φ4	36	66
DR5D-035	3.5	28	23	Φ4	36	66
DR5D-036	3.6	28	23	Φ4	36	66
DR5D-037	3.7	28	23	Φ4	36	66
DR5D-038	3.8	36	29	Φ4	36	66
DR5D-0385	3.85	36	29	Φ4	36	66
DR5D-039	3.9	36	29	Φ4	36	66
DR5D-004	4	36	29	Φ4	36	66
DR5D-041	4.1	36	29	Φ6	36	74
DR5D-042	4.2	36	29	Φ6	36	74
DR5D-043	4.3	36	29	Φ6	36	74
DR5D-0435	4.35	36	29	Φ6	36	74
DR5D-044	4.4	36	29	Φ6	36	74
DR5D-0445	4.45	36	29	Φ6	36	74
DR5D-045	4.5	36	29	Φ6	36	74
DR5D-046	4.6	36	29	Φ6	36	74
DR5D-0465	4.65	36	29	Φ6	36	74
DR5D-047	4.7	36	29	Φ6	36	74
DR5D-048	4.8	44	35	Φ6	36	82
DR5D-049	4.9	44	35	Φ6	36	82
DR5D-005	5	44	35	Φ6	36	82
DR5D-051	5.1	44	35	Φ6	36	82
DR5D-052	5.2	44	35	Φ6	36	82
DR5D-0525	5.25	44	35	Φ6	36	82

DR- 5D
DR标准钻头5D
DR-Solid Carbide Standard Drill Set Shank DIN-6537L
DR-5D | 标准钻头 Carbide Twist Drill

P ☑ M ☑ K ☑ N ☐
S ☐ H ☐

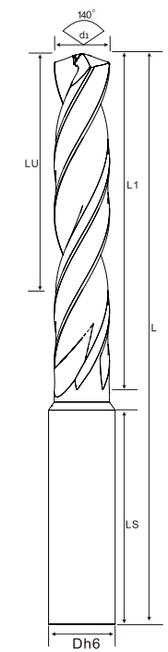

30° 螺旋角
柄径 h6
m7

■ 红色字体标注的有螺纹底孔
Threaded bottom hole marked in red font

d(刃径)	T(m7公差)
3<Φ≤6	+0.004~+0.016
6<Φ≤10	+0.006~+0.021
10<Φ≤18	+0.007~+0.025
18<Φ≤20	+0.008~+0.029

ITEM CODE	d1-m7	L1	LU	Dh6	LS	L
DR5D-053	5.3	44	35	Φ6	36	82
DR5D-054	5.4	44	35	Φ6	36	82
DR5D-055	5.5	44	35	Φ6	36	82
DR5D-0555	5.55	44	35	Φ6	36	82
DR5D-056	5.6	44	35	Φ6	36	82
DR5D-057	5.7	44	35	Φ6	36	82
DR5D-0575	5.75	44	35	Φ6	36	82
DR5D-058	5.8	44	35	Φ6	36	82
DR5D-059	5.9	44	35	Φ6	36	82
DR5D-0595	5.95	44	35	Φ6	36	82
DR5D-006	6	44	35	Φ6	36	82
DR5D-061	6.1	53	43	Φ8	36	91
DR5D-062	6.2	53	43	Φ8	36	91
DR5D-063	6.3	53	43	Φ8	36	91
DR5D-064	6.4	53	43	Φ8	36	91
DR5D-065	6.5	53	43	Φ8	36	91
DR5D-066	6.6	53	43	Φ8	36	91
DR5D-067	6.7	53	43	Φ8	36	91
DR5D-0675	6.75	53	43	Φ8	36	91
DR5D-068	6.8	53	43	Φ8	36	91
DR5D-069	6.9	53	43	Φ8	36	91
DR5D-007	7	53	43	Φ8	36	91
DR5D-071	7.1	53	43	Φ8	36	91
DR5D-072	7.2	53	43	Φ8	36	91
DR5D-073	7.3	53	43	Φ8	36	91
DR5D-074	7.4	53	43	Φ8	36	91
DR5D-0745	7.45	53	43	Φ8	36	91
DR5D-075	7.5	53	43	Φ8	36	91
DR5D-076	7.6	53	43	Φ8	36	91
DR5D-077	7.7	53	43	Φ8	36	91
DR5D-078	7.8	53	43	Φ8	36	91
DR5D-079	7.9	53	43	Φ8	36	91
DR5D-008	8	53	43	Φ8	36	91

DR- 5D

DR标准钻头5D

DR-Solid Carbide Standard Drill Set Shank DIN-6537L

DR-5D | 标准钻头 Carbide Twist Drill

P ☑ M ☑ K ☑ N ☐
S ☐ H ☐

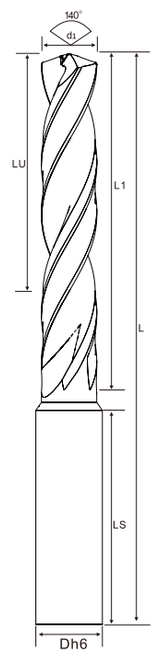

ITEM CODE	d1-m7	L1	LU	Dh6	LS	L
DR5D-081	8.1	61	49	Φ10	40	103
DR5D-082	8.2	61	49	Φ10	40	103
DR5D-083	8.3	61	49	Φ10	40	103
DR5D-084	8.4	61	49	Φ10	40	103
DR5D-085	8.5	61	49	Φ10	40	103
DR5D-086	8.6	61	49	Φ10	40	103
DR5D-087	8.7	61	49	Φ10	40	103
DR5D-0875	8.75	61	49	Φ10	40	103
DR5D-088	8.8	61	49	Φ10	40	103
DR5D-089	8.9	61	49	Φ10	40	103
DR5D-009	9	61	49	Φ10	40	103
DR5D-091	9.1	61	49	Φ10	40	103
DR5D-092	9.2	61	49	Φ10	40	103
DR5D-093	9.3	61	49	Φ10	40	103
DR5D-0935	9.35	61	49	Φ10	40	103
DR5D-094	9.4	61	49	Φ10	40	103
DR5D-0945	9.45	61	49	Φ10	40	103
DR5D-095	9.5	61	49	Φ10	40	103
DR5D-096	9.6	61	49	Φ10	40	103
DR5D-097	9.7	61	49	Φ10	40	103
DR5D-098	9.8	61	49	Φ10	40	103
DR5D-099	9.9	61	49	Φ10	40	103
DR5D-100	10	61	49	Φ10	40	103
DR5D-101	10.1	71	56	Φ12	45	118
DR5D-102	10.2	71	56	Φ12	45	118
DR5D-1025	10.25	71	56	Φ12	45	118
DR5D-103	10.3	71	56	Φ12	45	118
DR5D-104	10.4	71	56	Φ12	45	118
DR5D-105	10.5	71	56	Φ12	45	118
DR5D-106	10.6	71	56	Φ12	45	118
DR5D-107	10.7	71	56	Φ12	45	118
DR5D-1075	10.75	71	56	Φ12	45	118
DR5D-108	10.8	71	56	Φ12	45	118

30° 螺旋角
柄径 h6
m7

■ 红色字体标注的有螺纹底孔
Threaded bottom hole marked in red font

d(刃径)	T(m7公差)
3<Φ≤6	+0.004~+0.016
6<Φ≤10	+0.006~+0.021
10<Φ≤18	+0.007~+0.025
18<Φ≤20	+0.008~+0.029

DR- 5D
DR标准钻头5D
DR-Solid Carbide Standard Drill Set Shank DIN-6537L
DR-5D | 标准钻头 Carbide Twist Drill

P ☑ M ☑ K ☑ N ☐
S ☐ H ☐



ITEM CODE	d1-m7	L1	LU	Dh6	LS	L
DR5D-109	10.9	71	56	Φ12	45	118
DR5D-110	11	71	56	Φ12	45	118
DR5D-111	11.1	71	56	Φ12	45	118
DR5D-112	11.2	71	56	Φ12	45	118
DR5D-1125	11.25	71	56	Φ12	45	118
DR5D-113	11.3	71	56	Φ12	45	118
DR5D-1135	11.35	71	56	Φ12	45	118
DR5D-114	11.4	71	56	Φ12	45	118
DR5D-1145	11.45	71	56	Φ12	45	118
DR5D-115	11.5	71	56	Φ12	45	118
DR5D-116	11.6	71	56	Φ12	45	118
DR5D-117	11.7	71	56	Φ12	45	118
DR5D-118	11.8	71	56	Φ12	45	118
DR5D-119	11.9	71	56	Φ12	45	118
DR5D-120	12	71	56	Φ12	45	118
DR5D-121	12.1	77	60	Φ14	45	124
DR5D-122	12.2	77	60	Φ14	45	124
DR5D-1225	12.25	77	60	Φ14	45	124
DR5D-123	12.3	77	60	Φ14	45	124
DR5D-124	12.4	77	60	Φ14	45	124
DR5D-125	12.5	77	60	Φ14	45	124
DR5D-126	12.6	77	60	Φ14	45	124
DR5D-127	12.7	77	60	Φ14	45	124
DR5D-1275	12.75	77	60	Φ14	45	124
DR5D-128	12.8	77	60	Φ14	45	124
DR5D-129	12.9	77	60	Φ14	45	124
DR5D-130	13	77	60	Φ14	45	124
DR5D-131	13.1	77	60	Φ14	45	124
DR5D-1335	13.35	77	60	Φ14	45	124
DR5D-135	13.5	77	60	Φ14	45	124
DR5D-1365	13.65	77	60	Φ14	45	124
DR5D-138	13.8	77	60	Φ14	45	124
DR5D-140	14	77	60	Φ14	45	124

30° 螺旋角
柄径 h6
m7

■ 红色字体标注的有螺纹底孔
Threaded bottom hole marked in red font

d(刃径)	T(m7公差)
3<Φ≤6	+0.004~+0.016
6<Φ≤10	+0.006~+0.021
10<Φ≤18	+0.007~+0.025
18<Φ≤20	+0.008~+0.029

DR- 5D

DR标准钻头5D

DR-Solid Carbide Standard Drill Set Shank DIN-6537L

DR-5D | 标准钻头

Carbide Twist Drill

P ☑ M ☑ K ☑ N ☐
S ☐ H ☐

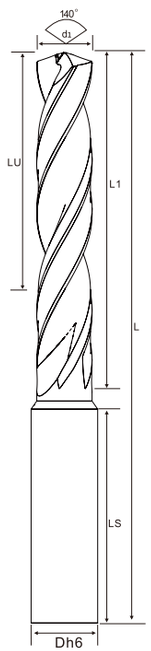

ITEM CODE	d1-m7	L1	LU	Dh6	LS	L
DR5D-1425	14.25	83	63	Φ16	48	133
DR5D-143	14.3	83	63	Φ16	48	133
DR5D-145	14.5	83	63	Φ16	48	133
DR5D-1475	14.75	83	63	Φ16	48	133
DR5D-148	14.8	83	63	Φ16	48	133
DR5D-150	15	83	63	Φ16	48	133
DR5D-151	15.1	83	63	Φ16	48	133
DR5D-1525	15.25	83	63	Φ16	48	133
DR5D-1535	15.35	83	63	Φ16	48	133
DR5D-155	15.5	83	63	Φ16	48	133
DR5D-158	15.8	83	63	Φ16	48	133
DR5D-160	16	83	63	Φ16	48	133
DR5D-165	16.5	93	71	Φ18	48	143
DR5D-1675	16.75	93	71	Φ18	48	143
DR5D-168	16.8	93	71	Φ18	48	143
DR5D-170	17	93	71	Φ18	48	143
DR5D-175	17.5	93	71	Φ18	48	143
DR5D-178	17.8	93	71	Φ18	48	143
DR5D-179	17.9	93	71	Φ18	48	143
DR5D-180	18	93	71	Φ18	48	143
DR5D-183	18.3	101	77	Φ20	50	153
DR5D-185	18.5	101	77	Φ20	50	153
DR5D-188	18.8	101	77	Φ20	50	153
DR5D-190	19	101	77	Φ20	50	153
DR5D-195	19.5	101	77	Φ20	50	153
DR5D-198	19.8	101	77	Φ20	50	153
DR5D-200	20	101	77	Φ20	50	153
DR5D-204	20.4	112	85	Φ22	50	167
DR5D-205	20.5	112	85	Φ22	50	167
DR5D-210	21	112	85	Φ22	50	167
DR5D-214	21.4	112	85	Φ22	50	167
DR5D-215	21.5	112	85	Φ22	50	167
DR5D-220	22	112	85	Φ22	50	167

30° 螺旋角
柄径 h6
2
m7

■ 红色字体标注的有螺纹底孔
Threaded bottom hole marked in red font

d(刃径)	T(m7公差)
3<Φ≤6	+0.004~+0.016
6<Φ≤10	+0.006~+0.021
10<Φ≤18	+0.007~+0.025
18<Φ≤20	+0.008~+0.029

DR- 5D

DR标准钻头5D

DR-Solid Carbide Standard Drill Set Shank DIN-6537L

DR-5D | 标准钻头

Carbide Twist Drill

P ☑ M ☑ K ☑ N ☐
S ☐ H ☐

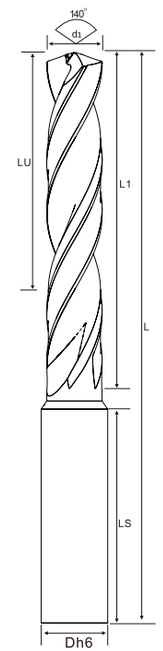

ITEM CODE	d1-m7	L1	LU	Dh6	LS	L
DR5D-2225	22.25	126	98	Φ25	56	184
DR5D-225	22.5	126	98	Φ25	56	184
DR5D-230	23	126	98	Φ25	56	184
DR5D-2325	23.25	126	98	Φ25	56	184
DR5D-235	23.5	126	98	Φ25	56	184
DR5D-240	24	126	98	Φ25	56	184
DR5D-245	24.5	126	98	Φ25	56	184
DR5D-250	25	126	98	Φ25	56	184

30° 螺旋角
柄径 h6
2
m7

■ 红色字体标注的有螺纹底孔
Threaded bottom hole marked in red font

d(刃径)	T(m7公差)
3<Φ≤6	+0.004~+0.016
6<Φ≤10	+0.006~+0.021
10<Φ≤18	+0.007~+0.025
18<Φ≤20	+0.008~+0.029

APPLICABLE TABLE OF MACHINABLE MATERIALS

可切削材料适用表

● 非常适合 VERY SUITABLE　○ 适合 SUITABLE

CARBON STEEL 碳素钢 / PRE HARDENED STEEL 预硬钢	ALLOY STEEL 合金钢 / CHISEL TOOL STEEL 工具钢	PRE HARDENED STEEL 预硬钢	HARDENED STEEL 淬硬钢	STAINLESS STEEL 不锈钢	CAST IRON 铸铁 / DUCTILE IRON 球墨铸铁 ~350HB	COPPER ALLOY 铜合金	ALUMINIUM ALLOY 铝合金	TITANIUM ALLOY 钛合金	HEAT-RESISTING ALLOY 耐热合金
●		●	○	○	●	○	○	○	○

GEEFUN

DR-8D | 外冷钻头 Solid Carbide Drill

DR- 8D

DR外冷钻头8D

DR-Solid Carbide Drill 8D

适用于普通加工，模具，汽配和航空等各种材料。

Applicable to ordinary processing , mold, automobile and aviation and other materials.

P ☑ M ☑ K ☑ N ☐ S ☐ H ☐

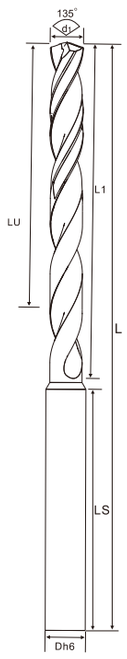

ITEM CODE	d1-m7	L1	LU	Dh6	LS	L
DR8D-003	3	34	29	Φ6	36	74
DR8D-031	3.1	34	29	Φ6	36	74
DR8D-0315	3.15	34	29	Φ6	36	74
DR8D-032	3.2	34	29	Φ6	36	74
DR8D-0325	3.25	34	29	Φ6	36	74
DR8D-033	3.3	34	29	Φ6	36	74
DR8D-034	3.4	34	29	Φ6	36	74
DR8D-035	3.5	34	29	Φ6	36	74
DR8D-036	3.6	34	29	Φ6	36	74
DR8D-037	3.7	34	29	Φ6	36	74
DR8D-038	3.8	43	36	Φ6	36	81
DR8D-0385	3.85	43	36	Φ6	36	81
DR8D-039	3.9	43	36	Φ6	36	81
DR8D-004	4	43	36	Φ6	36	81
DR8D-041	4.1	43	36	Φ6	36	81
DR8D-042	4.2	43	36	Φ6	36	81
DR8D-043	4.3	43	36	Φ6	36	81
DR8D-0435	4.35	43	36	Φ6	36	81
DR8D-044	4.4	43	36	Φ6	36	81
DR8D-0445	4.45	43	36	Φ6	36	81
DR8D-045	4.5	43	36	Φ6	36	81
DR8D-046	4.6	43	36	Φ6	36	81
DR8D-0465	4.65	43	36	Φ6	36	81
DR8D-047	4.7	43	36	Φ6	36	81
DR8D-048	4.8	57	48	Φ6	36	95
DR8D-049	4.9	57	48	Φ6	36	95
DR8D-005	5	57	48	Φ6	36	95
DR8D-051	5.1	57	48	Φ6	36	95
DR8D-052	5.2	57	48	Φ6	36	95

30° 螺旋角

柄径 h6 2 m7

■ 红色字体标注的有螺纹底孔
Threaded bottom hole marked in red font

d(刃径)	T(m7公差)
3<Φ≤6	+0.004~+0.016
6<Φ≤10	+0.006~+0.021
10<Φ≤18	+0.007~+0.025
18<Φ≤20	+0.008~+0.029

DR- 8D

DR外冷钻头8D

DR-Solid Carbide Drill 8D

DR-8D | 外冷钻头 Solid Carbide Drill

P ☑ M ☑ K ☑ N ☐ S ☐ H ☐

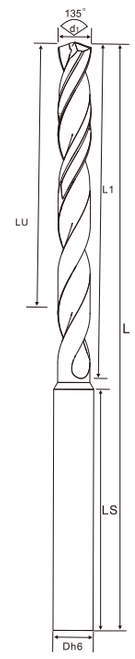

ITEM CODE	d1-m7	L1	LU	Dh6	LS	L
DR8D-0525	5.25	57	48	Φ6	36	95
DR8D-053	5.3	57	48	Φ6	36	95
DR8D-054	5.4	57	48	Φ6	36	95
DR8D-055	5.5	57	48	Φ6	36	95
DR8D-555	5.55	57	48	Φ6	36	95
DR8D-056	5.6	57	48	Φ6	36	95
DR8D-057	5.7	57	48	Φ6	36	95
DR8D-0575	5.75	57	48	Φ6	36	95
DR8D-058	5.8	57	48	Φ6	36	95
DR8D-059	5.9	57	48	Φ6	36	95
DR8D-0595	5.95	57	48	Φ6	36	95
DR8D-006	6	57	48	Φ6	36	95
DR8D-061	6.1	76	66	Φ8	36	116
DR8D-062	6.2	76	66	Φ8	36	116
DR8D-063	6.3	76	66	Φ8	36	116
DR8D-064	6.4	76	66	Φ8	36	116
DR8D-065	6.5	76	66	Φ8	36	116
DR8D-066	6.6	76	66	Φ8	36	116
DR8D-067	6.7	76	66	Φ8	36	116
DR8D-0675	6.75	76	66	Φ8	36	116
DR8D-068	6.8	76	66	Φ8	36	116
DR8D-069	6.9	76	66	Φ8	36	116
DR8D-007	7	76	66	Φ8	36	116
DR8D-071	7.1	76	66	Φ8	36	116
DR8D-072	7.2	76	66	Φ8	36	116
DR8D-073	7.3	76	66	Φ8	36	116
DR8D-074	7.4	76	66	Φ8	36	116
DR8D-0745	7.45	76	66	Φ8	36	116
DR8D-075	7.5	76	66	Φ8	36	116
DR8D-076	7.6	76	66	Φ8	36	116
DR8D-077	7.7	76	66	Φ8	36	116
DR8D-078	7.8	76	66	Φ8	36	116
DR8D-079	7.9	76	66	Φ8	36	116

30° 螺旋角

柄径 h6 2 m7

■ 红色字体标注的有螺纹底孔
Threaded bottom hole marked in red font

d(刃径)	T(m7公差)
3<Φ≤6	+0.004~+0.016
6<Φ≤10	+0.006~+0.021
10<Φ≤18	+0.007~+0.025
18<Φ≤20	+0.008~+0.029

DR- 8D

DR外冷钻头8D

DR-Solid Carbide Drill 8D

DR-8D | 外冷钻头

Solid Carbide Drill

P ☑ M ☑ K ☑ N ☐
S ☐ H ☐

ITEM CODE	d1-m7	L1	LU	Dh6	LS	L
DR8D-008	8	76	66	Φ8	36	116
DR8D-081	8.1	95	83	Φ10	40	142
DR8D-082	8.2	95	83	Φ10	40	142
DR8D-083	8.3	95	83	Φ10	40	142
DR8D-084	8.4	95	83	Φ10	40	142
DR8D-085	8.5	95	83	Φ10	40	142
DR8D-086	8.6	95	83	Φ10	40	142
DR8D-087	8.7	95	83	Φ10	40	142
DR8D-875	8.75	95	83	Φ10	40	142
DR8D-088	8.8	95	83	Φ10	40	142
DR8D-089	8.9	95	83	Φ10	40	142
DR8D-009	9	95	83	Φ10	40	142
DR8D-091	9.1	95	83	Φ10	40	142
DR8D-092	9.2	95	83	Φ10	40	142
DR8D-093	9.3	95	83	Φ10	40	142
DR8D-0935	9.35	95	83	Φ10	40	142
DR8D-094	9.4	95	83	Φ10	40	142
DR8D-0945	9.45	95	83	Φ10	40	142
DR8D-095	9.5	95	83	Φ10	40	142
DR8D-096	9.6	95	83	Φ10	40	142
DR8D-097	9.7	95	83	Φ10	40	142
DR8D-098	9.8	95	83	Φ10	40	142
DR8D-099	9.9	95	83	Φ10	40	142
DR8D-100	10	95	83	Φ10	40	142
DR8D-101	10.1	114	99	Φ12	45	162
DR8D-102	10.2	114	99	Φ12	45	162
DR8D-1025	10.25	114	99	Φ12	45	162
DR8D-103	10.3	114	99	Φ12	45	162
DR8D-104	10.4	114	99	Φ12	45	162
DR8D-105	10.5	114	99	Φ12	45	162
DR8D-106	10.6	114	99	Φ12	45	162
DR8D-107	10.7	114	99	Φ12	45	162
DR8D-1075	10.75	114	99	Φ12	45	162

30° 螺旋角

柄径 h6 2 m7

■ 红色字体标注的有螺纹底孔
Threaded bottom hole marked in red font

d(刃径)	T(m7公差)
3<Φ≤6	+0.004~+0.016
6<Φ≤10	+0.006~+0.021
10<Φ≤18	+0.007~+0.025
18<Φ≤20	+0.008~+0.029

DR- 8D
DR外冷钻头8D
DR-Solid Carbide Drill 8D
DR-8D | 外冷钻头
Solid Carbide Drill

P ☑ M ☑ K ☑ N ☐
S ☐ H ☐

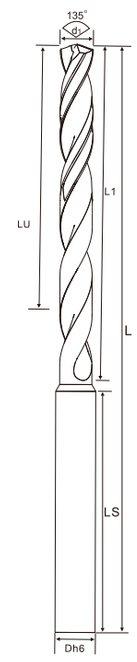

ITEM CODE	d1-m7	L1	LU	Dh6	LS	L
DR8D-108	10.8	114	99	Φ12	45	162
DR8D-109	10.9	114	99	Φ12	45	162
DR8D-110	11	114	99	Φ12	45	162
DR8D-111	11.1	114	99	Φ12	45	162
DR8D-112	11.2	114	99	Φ12	45	162
DR8D-1125	11.25	114	99	Φ12	45	162
DR8D-113	11.3	114	99	Φ12	45	162
DR8D-1135	11.35	114	99	Φ12	45	162
DR8D-114	11.4	114	99	Φ12	45	162
DR8D-1145	11.45	114	99	Φ12	45	162
DR8D-115	11.5	114	99	Φ12	45	162
DR8D-116	11.6	114	99	Φ12	45	162
DR8D-117	11.7	114	99	Φ12	45	162
DR8D-118	11.8	114	99	Φ12	45	162
DR8D-119	11.9	114	99	Φ12	45	162
DR8D-120	12	114	99	Φ12	45	162
DR8D-121	12.1	133	116	Φ14	45	178
DR8D-122	12.2	133	116	Φ14	45	178
DR8D-1225	12.25	133	116	Φ14	45	178
DR8D-123	12.3	133	116	Φ14	45	178
DR8D-124	12.4	133	116	Φ14	45	178
DR8D-125	12.5	133	116	Φ14	45	178
DR8D-126	12.6	133	116	Φ14	45	178
DR8D-127	12.7	133	116	Φ14	45	178
DR8D-1275	12.75	133	116	Φ14	45	178
DR8D-128	12.8	133	116	Φ14	45	178
DR8D-129	12.9	133	116	Φ14	45	178
DR8D-130	13	133	116	Φ14	45	178
DR8D-131	13.1	133	116	Φ14	45	178
DR8D-1335	13.35	133	116	Φ14	45	178
DR8D-135	13.5	133	116	Φ14	45	178
DR8D-1365	13.65	133	116	Φ14	45	178
DR8D-138	13.8	133	116	Φ14	45	178

30° 螺旋角

柄径 h6 2 m7

■ 红色字体标注的有螺纹底孔
Threaded bottom hole marked in red font

d(刃径)	T(m7公差)
3<Φ≤6	+0.004~+0.016
6<Φ≤10	+0.006~+0.021
10<Φ≤18	+0.007~+0.025
18<Φ≤20	+0.008~+0.029

DR- 8D

DR外冷钻头8D

DR-Solid Carbide Drill 8D

DR-8D | 外冷钻头

Solid Carbide Drill

钻头

P ☑ M ☑ K ☑ N ☐

S ☐ H ☐

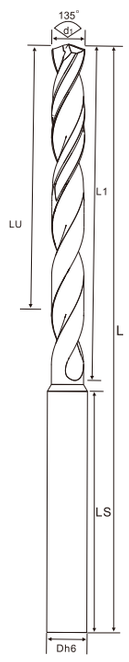

ITEM CODE	d1-m7	L1	LU	Dh6	LS	L
DR8D-140	14	133	116	Φ16	45	178
DR8D-1425	14.25	152	132	Φ16	48	204
DR8D-143	14.3	152	132	Φ16	48	204
DR8D-145	14.5	152	132	Φ16	48	204
DR8D-1475	14.75	152	132	Φ16	48	204
DR8D-148	14.8	152	132	Φ16	48	204
DR8D-150	15	152	132	Φ16	48	204
DR8D-151	15.1	152	132	Φ16	48	204
DR8D-1525	15.25	152	132	Φ16	48	204
DR8D-1535	15.35	152	132	Φ16	48	204
DR8D-155	15.5	152	132	Φ16	48	204
DR8D-158	15.8	152	132	Φ16	48	204
DR8D-160	16	152	132	Φ16	48	204
DR8D-165	16.5	171	149	Φ18	48	223
DR8D-1675	16.75	171	149	Φ18	48	223
DR8D-168	16.8	171	149	Φ18	48	223
DR8D-170	17	171	149	Φ18	48	223
DR8D-175	17.5	171	149	Φ18	48	223
DR8D-178	17.8	171	149	Φ18	48	223
DR8D-179	17.9	171	149	Φ18	48	223
DR8D-180	18	171	149	Φ18	48	223
DR8D-183	18.3	190	165	Φ20	50	244
DR8D-185	18.5	190	165	Φ20	50	244
DR8D-188	18.8	190	165	Φ20	50	244
DR8D-190	19	190	165	Φ20	50	244
DR8D-195	19.5	190	165	Φ20	50	244
DR8D-198	19.8	190	165	Φ20	50	244
DR8D-200	20	190	165	Φ20	50	244

30° 螺旋角

柄径 h6 | 2 | m7

■ 红色字体标注的有螺纹底孔

Threaded bottom hole marked in red font

d(刃径)	T(m7公差)
3＜Φ≤6	+0.004~+0.016
6＜Φ≤10	+0.006~+0.021
10＜Φ≤18	+0.007~+0.025
18＜Φ≤20	+0.008~+0.029

GEEFUN®

DR-10D

DR系列微径小钻头

DR-Solid Carbide standard drill set shank 10D

DR-10D | 小径钻头

Path drill

钻头

P ☑ M ☑ K ☑ N ☐

S ☐ H ☐

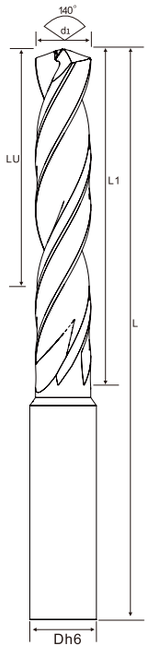

ITEM CODE	d1-m7	L1	LU	Dh6	L
DR-10D0001	1	11	8	Φ4	50
DR-10D0011	1.1	12	9	Φ4	50
DR-10D0012	1.2	14	11	Φ4	50
DR-10D0013	1.3	15	12	Φ4	50
DR-10D0014	1.4	16	13	Φ4	50
DR-10D0015	1.5	17	14	Φ4	50
DR-10D0016	1.6	19	16	Φ4	50
DR-10D0017	1.7	19	16	Φ4	50
DR-10D0018	1.8	20	17	Φ4	50
DR-10D0019	1.9	20	17	Φ4	50
DR-10D0002	2	22	18	Φ4	50
DR-10D0021	2.1	23	19	Φ4	50
DR-10D0022	2.2	24	20	Φ4	50
DR-10D0023	2.3	25	21	Φ4	60
DR-10D0024	2.4	26	25	Φ4	60
DR-10D0025	2.5	28	24	Φ4	60
DR-10D0026	2.6	29	25	Φ4	60
DR-10D0027	2.7	30	26	Φ4	60
DR-10D0028	2.8	31	27	Φ4	60
DR-10D0029	2.9	32	28	Φ4	60

30° 螺旋角

柄径 h6 | 2 | m7

GEEFUN

DRC-3D | 内冷钻头 Coolant-fed Twist Drill

DRC- 3D

DRC内冷钻头3D

DRC-Solid Carbide Drill with Internal Coolant 3D

能高效率，高精度钻削难加工材料，适用于从低速至高速的切削。
The High efficiency ,high precision drilling difficult processing materials,suitable for cutting from low speed to high speed.

钻头

P ☑ M ☑ K ☑ N ☑ S ☑ H ☐



30° 螺旋角

柄径 h6 2 m7

■ 红色字体标注的有螺纹底孔
Threaded bottom hole marked in red font

d(刃径)	T(m7公差)
3<Φ≤6	+0.004~+0.016
6<Φ≤10	+0.006~+0.021
10<Φ≤18	+0.007~+0.025
18<Φ≤20	+0.008~+0.029

ITEM CODE	d1-m7	L1	LU	Dh6	LS	L
DRC3D-003	3	20	14	Φ6	36	62
DRC3D-031	3.1	20	14	Φ6	36	62
DRC3D-0315	3.15	20	14	Φ6	36	62
DRC3D-032	3.2	20	14	Φ6	36	62
DRC3D-0325	3.25	20	14	Φ6	36	62
DRC3D-033	3.3	20	14	Φ6	36	62
DRC3D-034	3.4	20	14	Φ6	36	62
DRC3D-035	3.5	20	14	Φ6	36	62
DRC3D-036	3.6	20	14	Φ6	36	62
DRC3D-037	3.7	20	14	Φ6	36	62
DRC3D-038	3.8	24	17	Φ6	36	66
DRC3D-0385	3.85	24	17	Φ6	36	66
DRC3D-039	3.9	24	17	Φ6	36	66
DRC3D-004	4	24	17	Φ6	36	66
DRC3D-041	4.1	24	17	Φ6	36	66
DRC3D-042	4.2	24	17	Φ6	36	66
DRC3D-043	4.3	24	17	Φ6	36	66
DRC3D-0435	4.35	24	17	Φ6	36	66
DRC3D-044	4.4	24	17	Φ6	36	66
DRC3D-0445	4.45	24	17	Φ6	36	66
DRC3D-045	4.5	24	17	Φ6	36	66
DRC3D-046	4.6	24	17	Φ6	36	66
DRC3D-0465	4.65	24	17	Φ6	36	66
DRC3D-047	4.7	24	17	Φ6	36	66
DRC3D-048	4.8	28	20	Φ6	36	66
DRC3D-049	4.9	28	20	Φ6	36	66
DRC3D-005	5	28	20	Φ6	36	66
DRC3D-051	5.1	28	20	Φ6	36	66
DRC3D-052	5.2	28	20	Φ6	36	66

DRC- 3D

DRC内冷钻头3D

DRC-Solid Carbide Drill with Internal Coolant 3D

DRC-3D | 内冷钻头 Coolant-fed Twist Drill

钻头

P ☑ M ☑ K ☑ N ☑ S ☑ H ☐



30° 螺旋角

柄径 h6 2 m7

■ 红色字体标注的有螺纹底孔
Threaded bottom hole marked in red font

d(刃径)	T(m7公差)
3<Φ≤6	+0.004~+0.016
6<Φ≤10	+0.006~+0.021
10<Φ≤18	+0.007~+0.025
18<Φ≤20	+0.008~+0.029

ITEM CODE	d1-m7	L1	LU	Dh6	LS	L
DRC3D-0525	5.25	28	20	Φ6	36	66
DRC3D-053	5.3	28	20	Φ6	36	66
DRC3D-054	5.4	28	20	Φ6	36	66
DRC3D-055	5.5	28	20	Φ6	36	66
DRC3D-0555	5.55	28	20	Φ6	36	66
DRC3D-056	5.6	28	20	Φ6	36	66
DRC3D-057	5.7	28	20	Φ6	36	66
DRC3D-0575	5.75	28	20	Φ6	36	66
DRC3D-058	5.8	28	20	Φ6	36	66
DRC3D-059	5.9	28	20	Φ6	36	66
DRC3D-0595	5.95	28	20	Φ6	36	66
DRC3D-006	6	28	20	Φ6	36	66
DRC3D-061	6.1	34	24	Φ8	36	79
DRC3D-062	6.2	34	24	Φ8	36	79
DRC3D-063	6.3	34	24	Φ8	36	79
DRC3D-064	6.4	34	24	Φ8	36	79
DRC3D-065	6.5	34	24	Φ8	36	79
DRC3D-066	6.6	34	24	Φ8	36	79
DRC3D-067	6.7	34	24	Φ8	36	79
DRC3D-0675	6.75	34	24	Φ8	36	79
DRC3D-068	6.8	34	24	Φ8	36	79
DRC3D-069	6.9	34	24	Φ8	36	79
DRC3D-007	7	34	24	Φ8	36	79
DRC3D-071	7.1	41	29	Φ8	36	79
DRC3D-072	7.2	41	29	Φ8	36	79
DRC3D-073	7.3	41	29	Φ8	36	79
DRC3D-074	7.4	41	29	Φ8	36	79
DRC3D-0745	7.45	41	29	Φ8	36	79
DRC3D-075	7.5	41	29	Φ8	36	79
DRC3D-076	7.6	41	29	Φ8	36	79
DRC3D-077	7.7	41	29	Φ8	36	79
DRC3D-078	7.8	41	29	Φ8	36	79
DRC3D-079	7.9	41	29	Φ8	36	79

DRC- 3D

DRC内冷钻头3D

DRC-Solid Carbide Drill with Internal Coolant 3D

DRC-3D | 内冷钻头 Coolant-fed Twist Drill

P ☑ M ☑ K ☑ N ☑ S ☑ H ☐



30° 螺旋角

柄径 h6 | 2 | m7

■ 红色字体标注的有螺纹底孔
Threaded bottom hole marked in red font

d(刃径)	T(m7公差)
3<Φ≤6	+0.004~+0.016
6<Φ≤10	+0.006~+0.021
10<Φ≤18	+0.007~+0.025
18<Φ≤20	+0.008~+0.029

ITEM CODE	d1-m7	L1	LU	Dh6	LS	L
DRC3D-008	8	41	29	Φ8	36	79
DRC3D-081	8.1	47	35	Φ10	40	89
DRC3D-082	8.2	47	35	Φ10	40	89
DRC3D-083	8.3	47	35	Φ10	40	89
DRC3D-084	8.4	47	35	Φ10	40	89
DRC3D-085	8.5	47	35	Φ10	40	89
DRC3D-086	8.6	47	35	Φ10	40	89
DRC3D-087	8.7	47	35	Φ10	40	89
DRC3D-0875	8.75	47	35	Φ10	40	89
DRC3D-088	8.8	47	35	Φ10	40	89
DRC3D-089	8.9	47	35	Φ10	40	89
DRC3D-009	9	47	35	Φ10	40	89
DRC3D-091	9.1	47	35	Φ10	40	89
DRC3D-092	9.2	47	35	Φ10	40	89
DRC3D-093	9.3	47	35	Φ10	40	89
DRC3D-0935	9.35	47	35	Φ10	40	89
DRC3D-094	9.4	47	35	Φ10	40	89
DRC3D-0945	9.45	47	35	Φ10	40	89
DRC3D-095	9.5	47	35	Φ10	40	89
DRC3D-096	9.6	47	35	Φ10	40	89
DRC3D-097	9.7	47	35	Φ10	40	89
DRC3D-098	9.8	47	35	Φ10	40	89
DRC3D-099	9.9	47	35	Φ10	40	89
DRC3D-100	10	47	35	Φ10	40	89
DRC3D-101	10.1	55	40	Φ12	45	102
DRC3D-102	10.2	55	40	Φ12	45	102
DRC3D-1025	10.25	55	40	Φ12	45	102
DRC3D-103	10.3	55	40	Φ12	45	102
DRC3D-104	10.4	55	40	Φ12	45	102
DRC3D-105	10.5	55	40	Φ12	45	102
DRC3D-106	10.6	55	40	Φ12	45	102
DRC3D-107	10.7	55	40	Φ12	45	102
DRC3D-1075	10.75	55	40	Φ12	45	102

DRC- 3D
DRC内冷钻头3D
DRC-Solid Carbide Drill with Internal Coolant 3D
DRC-3D | 内冷钻头 Coolant-fed Twist Drill

P ☑ M ☑ K ☑ N ☑ S ☑ H ☐



30° 螺旋角

柄径 h6 | 2 | m7

■ 红色字体标注的有螺纹底孔
Threaded bottom hole marked in red font

d(刃径)	T(m7公差)
3<Φ≤6	+0.004~+0.016
6<Φ≤10	+0.006~+0.021
10<Φ≤18	+0.007~+0.025
18<Φ≤20	+0.008~+0.029

ITEM CODE	d1-m7	L1	LU	Dh6	LS	L
DRC3D-108	10.8	55	40	Φ12	45	102
DRC3D-109	10.9	55	40	Φ12	45	102
DRC3D-110	11	55	40	Φ12	45	102
DRC3D-111	11.1	55	40	Φ12	45	102
DRC3D-112	11.2	55	40	Φ12	45	102
DRC3D-1125	11.25	55	40	Φ12	45	102
DRC3D-113	11.3	55	40	Φ12	45	102
DRC3D-1135	11.35	55	40	Φ12	45	102
DRC3D-114	11.4	55	40	Φ12	45	102
DRC3D-1145	11.45	55	40	Φ12	45	102
DRC3D-115	11.5	55	40	Φ12	45	102
DRC3D-116	11.6	55	40	Φ12	45	102
DRC3D-117	11.7	55	40	Φ12	45	102
DRC3D-118	11.8	55	40	Φ12	45	102
DRC3D-119	11.9	55	40	Φ12	45	102
DRC3D-120	12	55	40	Φ12	45	102
DRC3D-121	12.1	60	43	Φ14	45	107
DRC3D-122	12.2	60	43	Φ14	45	107
DRC3D-1225	12.25	60	43	Φ14	45	107
DRC3D-123	12.3	60	43	Φ14	45	107
DRC3D-124	12.4	60	43	Φ14	45	107
DRC3D-125	12.5	60	43	Φ14	45	107
DRC3D-126	12.6	60	43	Φ14	45	107
DRC3D-127	12.7	60	43	Φ14	45	107
DRC3D-1275	12.75	60	43	Φ14	45	107
DRC3D-128	12.8	60	43	Φ14	45	107
DRC3D-129	12.9	60	43	Φ14	45	107
DRC3D-130	13	60	43	Φ14	45	107
DRC3D-131	13.1	60	43	Φ14	45	107
DRC3D-1335	13.35	60	43	Φ14	45	107
DRC3D-135	13.5	60	43	Φ14	45	107
DRC3D-1365	13.65	60	43	Φ14	45	107
DRC3D-138	13.8	60	43	Φ14	45	107

DRC- 3D

DRC内冷钻头3D

DRC-Solid Carbide Drill with Internal Coolant 3D

DRC-3D | 内冷钻头 Coolant-fed Twist Drill

钻头

P ☑ M ☑ K ☑ N ☑ S ☑ H ☐



30° 螺旋角

柄径 h6 | 2 | m7

■ 红色字体标注的有螺纹底孔
Threaded bottom hole marked in red font

d(刃径)	T(m7公差)
3<Φ≤6	+0.004~+0.016
6<Φ≤10	+0.006~+0.021
10<Φ≤18	+0.007~+0.025
18<Φ≤20	+0.008~+0.029

ITEM CODE	d1-m7	L1	LU	Dh6	LS	L
DRC3D-140	14	60	43	Φ14	45	107
DRC3D-1425	14.25	65	45	Φ16	48	115
DRC3D-143	14.3	65	45	Φ16	48	115
DRC3D-145	14.5	65	45	Φ16	48	115
DRC3D-1475	14.75	65	45	Φ16	48	115
DRC3D-148	14.8	65	45	Φ16	48	115
DRC3D-150	15	65	45	Φ16	48	115
DRC3D-151	15.1	65	45	Φ16	48	115
DRC3D-1525	15.25	65	45	Φ16	48	115
DRC3D-1535	15.35	65	45	Φ16	48	115
DRC3D-155	15.5	65	45	Φ16	48	115
DRC3D-158	15.8	65	45	Φ16	48	115
DRC3D-160	16	65	45	Φ16	48	115
DRC3D-165	16.5	73	51	Φ18	48	123
DRC3D-1675	16.75	73	51	Φ18	48	123
DRC3D-168	16.8	73	51	Φ18	48	123
DRC3D-170	17	73	51	Φ18	48	123
DRC3D-175	17.5	73	51	Φ18	48	123
DRC3D-178	17.8	73	51	Φ18	48	123
DRC3D-179	17.9	73	51	Φ18	48	123
DRC3D-180	18	73	51	Φ18	48	123
DRC3D-183	18.3	79	55	Φ20	50	131
DRC3D-185	18.5	79	55	Φ20	50	131
DRC3D-188	18.8	79	55	Φ20	50	131
DRC3D-190	19	79	55	Φ20	50	131
DRC3D-195	19.5	79	55	Φ20	50	131
DRC3D-198	19.8	79	55	Φ20	50	131
DRC3D-200	20	79	55	Φ20	50	131
DRC3D-204	20.4	86	60	Φ22	50	141
DRC3D-205	20.5	86	60	Φ22	50	141
DRC3D-210	21	86	60	Φ22	50	141
DRC3D-214	21.4	86	60	Φ22	50	141
DRC3D-215	21.5	86	60	Φ22	50	141

DRC- 3D

DRC内冷钻头3D

DRC-Solid Carbide Drill with Internal Coolant 3D

DRC-3D | 内冷钻头 Coolant-fed Twist Drill

钻头

P ☑ M ☑ K ☑ N ☑ S ☑ H ☐



30° 螺旋角

柄径 h6 | 2 | m7

■ 红色字体标注的有螺纹底孔
Threaded bottom hole marked in red font

d(刃径)	T(m7公差)
3<Φ≤6	+0.004~+0.016
6<Φ≤10	+0.006~+0.021
10<Φ≤18	+0.007~+0.025
18<Φ≤20	+0.008~+0.029

ITEM CODE	d1-m7	L1	LU	Dh6	LS	L
DRC3D-220	22	86	60	Φ22	50	141
DRC3D-2225	22.25	95	65	Φ25	56	153
DRC3D-225	22.5	95	65	Φ25	56	153
DRC3D-230	23	95	65	Φ25	56	153
DRC3D-2325	23.25	95	65	Φ25	56	153
DRC3D-235	23.5	95	65	Φ25	56	153
DRC3D-240	24	95	65	Φ25	56	153
DRC3D-245	24.5	95	65	Φ25	56	153
DRC3D-250	25	95	65	Φ25	56	153

APPLICABLE TABLE OF MACHINABLE MATERIALS
可切削材料适用表

○ 非常适合 VERY SUITABLE ○ 适合 SUITABLE

CARBON STEEL 碳素钢 / PRE HARDENED STEEL 预硬钢	ALLOY STEEL 合金钢 / CHISEL TOOL STEEL 工具钢	PRE HARDENED STEEL 预硬钢	HARDENED STEEL 淬硬钢	STAINLESS STEEL 不锈钢	CAST IRON 铸铁 / DUCTILE IRON 球墨铸铁 ~350HB	COPPER ALLOY 铜合金	ALUMINIUM ALLOY 铝合金	TITANIUM ALLOY 钛合金	HEAT-RESISTING ALLOY 耐热合金
○		○	○	○	○	○	○	○	○

GEEFUN®

DRC- 5D

DRC内冷钻头5D

DRC-Solid Carbide Drill with Internal Coolant 5D

能高效率，高精度钻削难加工材料，适用于从低速至高速的切削。

The High efficiency ,high precision drilling difficult processing materials,suitable for cutting from low speed to high speed.

DRC-5D | 内冷钻头 Coolant-fed Twist Drill

钻头

P ☑ M ☑ K ☑ N ☑ S ☑ H ☐



30° 螺旋角

柄径 h6 2 m7

■ 红色字体标注的有螺纹底孔
Threaded bottom hole marked in red font

d(刃径)	T(m7公差)
3<Φ≤6	+0.004~+0.016
6<Φ≤10	+0.006~+0.021
10<Φ≤18	+0.007~+0.025
18<Φ≤20	+0.008~+0.029

ITEM CODE	d1-m7	L1	LU	Dh6	LS	L
DRC5D-003	3	28	23	Φ6	36	66
DRC5D-031	3.1	28	23	Φ6	36	66
DRC5D-0315	3.15	28	23	Φ6	36	66
DRC5D-032	3.2	28	23	Φ6	36	66
DRC5D-0325	3.25	28	23	Φ6	36	66
DRC5D-033	3.3	28	23	Φ6	36	66
DRC5D-034	3.4	28	23	Φ6	36	66
DRC5D-035	3.5	28	23	Φ6	36	66
DRC5D-036	3.6	28	23	Φ6	36	66
DRC5D-037	3.7	28	23	Φ6	36	66
DRC5D-038	3.8	36	29	Φ6	36	74
DRC5D-0385	3.85	36	29	Φ6	36	74
DRC5D-039	3.9	36	29	Φ6	36	74
DRC5D-004	4	36	29	Φ6	36	74
DRC5D-041	4.1	36	29	Φ6	36	74
DRC5D-042	4.2	36	29	Φ6	36	74
DRC5D-043	4.3	36	29	Φ6	36	74
DRC5D-0435	4.35	36	29	Φ6	36	74
DRC5D-044	4.4	36	29	Φ6	36	74
DRC5D-0445	4.45	36	29	Φ6	36	74
DRC5D-045	4.5	36	29	Φ6	36	74
DRC5D-046	4.6	36	29	Φ6	36	74
DRC5D-0465	4.65	36	29	Φ6	36	74
DRC5D-047	4.7	36	29	Φ6	36	74
DRC5D-048	4.8	44	35	Φ6	36	82
DRC5D-049	4.9	44	35	Φ6	36	82
DRC5D-005	5	44	35	Φ6	36	82
DRC5D-051	5.1	44	35	Φ6	36	82
DRC5D-052	5.2	44	35	Φ6	36	82

DRC- 5D

DRC内冷钻头5D

DRC-Solid Carbide Drill with Internal Coolant 5D

DRC-5D | 内冷钻头 Coolant-fed Twist Drill

钻头

P ☑ M ☑ K ☑ N ☑ S ☑ H ☐

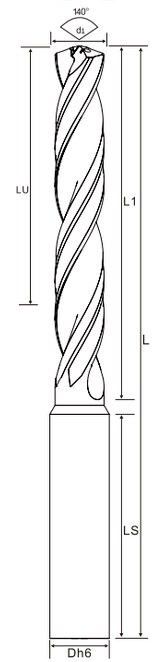

30° 螺旋角

柄径 h6 2 m7

■ 红色字体标注的有螺纹底孔
Threaded bottom hole marked in red font

d(刃径)	T(m7公差)
3<Φ≤6	+0.004~+0.016
6<Φ≤10	+0.006~+0.021
10<Φ≤18	+0.007~+0.025
18<Φ≤20	+0.008~+0.029

ITEM CODE	d1-m7	L1	LU	Dh6	LS	L
DRC5D-0525	5.25	44	35	Φ6	36	82
DRC5D-053	5.3	44	35	Φ6	36	82
DRC5D-054	5.4	44	35	Φ6	36	82
DRC5D-055	5.5	44	35	Φ6	36	82
DRC5D-0555	5.55	44	35	Φ6	36	82
DRC5D-056	5.6	44	35	Φ6	36	82
DRC5D-057	5.7	44	35	Φ6	36	82
DRC5D-0575	5.75	44	35	Φ6	36	82
DRC5D-058	5.8	44	35	Φ6	36	82
DRC5D-059	5.9	44	35	Φ6	36	82
DRC5D-0595	5.95	44	35	Φ6	36	82
DRC5D-006	6	44	35	Φ6	36	82
DRC5D-061	6.1	53	43	Φ8	36	91
DRC5D-062	6.2	53	43	Φ8	36	91
DRC5D-063	6.3	53	43	Φ8	36	91
DRC5D-064	6.4	53	43	Φ8	36	91
DRC5D-065	6.5	53	43	Φ8	36	91
DRC5D-066	6.6	53	43	Φ8	36	91
DRC5D-067	6.7	53	43	Φ8	36	91
DRC5D-0675	6.75	53	43	Φ8	36	91
DRC5D-068	6.8	53	43	Φ8	36	91
DRC5D-069	6.9	53	43	Φ8	36	91
DRC5D-007	7	53	43	Φ8	36	91
DRC5D-071	7.1	53	43	Φ8	36	91
DRC5D-072	7.2	53	43	Φ8	36	91
DRC5D-073	7.3	53	43	Φ8	36	91
DRC5D-074	7.4	53	43	Φ8	36	91
DRC5D-0745	7.45	53	43	Φ8	36	91
DRC5D-075	7.5	53	43	Φ8	36	91
DRC5D-076	7.6	53	43	Φ8	36	91
DRC5D-077	7.7	53	43	Φ8	36	91
DRC5D-078	7.8	53	43	Φ8	36	91
DRC5D-079	7.9	53	43	Φ8	36	91

DRC- 5D

DRC内冷钻头5D

DRC-Solid Carbide Drill with Internal Coolant 5D

DRC-5D | 内冷钻头 Coolant-fed Twist Drill

P ☑ M ☑ K ☑ N ☑ S ☑ H ☐



30° 螺旋角

柄径 h6 | 2 | m7

■ 红色字体标注的有螺纹底孔
Threaded bottom hole marked in red font

d(刃径)	T(m7公差)
3<Φ≤6	+0.004~+0.016
6<Φ≤10	+0.006~+0.021
10<Φ≤18	+0.007~+0.025
18<Φ≤20	+0.008~+0.029

ITEM CODE	d1-m7	L1	LU	Dh6	LS	L
DRC5D-008	8	53	43	Φ8	36	91
DRC5D-081	8.1	61	49	Φ10	40	103
DRC5D-082	8.2	61	49	Φ10	40	103
DRC5D-083	8.3	61	49	Φ10	40	103
DRC5D-084	8.4	61	49	Φ10	40	103
DRC5D-085	8.5	61	49	Φ10	40	103
DRC5D-086	8.6	61	49	Φ10	40	103
DRC5D-087	8.7	61	49	Φ10	40	103
DRC5D-0875	8.75	61	49	Φ10	40	103
DRC5D-088	8.8	61	49	Φ10	40	103
DRC5D-089	8.9	61	49	Φ10	40	103
DRC5D-009	9	61	49	Φ10	40	103
DRC5D-091	9.1	61	49	Φ10	40	103
DRC5D-092	9.2	61	49	Φ10	40	103
DRC5D-093	9.3	61	49	Φ10	40	103
DRC5D-0935	9.35	61	49	Φ10	40	103
DRC5D-094	9.4	61	49	Φ10	40	103
DRC5D-0945	9.45	61	49	Φ10	40	103
DRC5D-095	9.5	61	49	Φ10	40	103
DRC5D-096	9.6	61	49	Φ10	40	103
DRC5D-097	9.7	61	49	Φ10	40	103
DRC5D-098	9.8	61	49	Φ10	40	103
DRC5D-099	9.9	61	49	Φ10	40	103
DRC5D-100	10	61	49	Φ10	40	103
DRC5D-101	10.1	71	56	Φ12	45	118
DRC5D-102	10.2	71	56	Φ12	45	118
DRC5D-1025	10.25	71	56	Φ12	45	118
DRC5D-103	10.3	71	56	Φ12	45	118
DRC5D-104	10.4	71	56	Φ12	45	118
DRC5D-105	10.5	71	56	Φ12	45	118
DRC5D-106	10.6	71	56	Φ12	45	118
DRC5D-107	10.7	71	56	Φ12	45	118
DRC5D-1075	10.75	71	56	Φ12	45	118

DRC- 5D
DRC内冷钻头5D
DRC-Solid Carbide Drill with Internal Coolant 5D
DRC-5D | 内冷钻头 Coolant-fed Twist Drill

P ☑ M ☑ K ☑ N ☑ S ☑ H ☐



30° 螺旋角

柄径 h6 | 2 | m7

■ 红色字体标注的有螺纹底孔
Threaded bottom hole marked in red font

d(刃径)	T(m7公差)
3<Φ≤6	+0.004~+0.016
6<Φ≤10	+0.006~+0.021
10<Φ≤18	+0.007~+0.025
18<Φ≤20	+0.008~+0.029

ITEM CODE	d1-m7	L1	LU	Dh6	LS	L
DRC5D-108	10.8	71	56	Φ12	45	118
DRC5D-109	10.9	71	56	Φ12	45	118
DRC5D-110	11	71	56	Φ12	45	118
DRC5D-111	11.1	71	56	Φ12	45	118
DRC5D-112	11.2	71	56	Φ12	45	118
DRC5D-1125	11.25	71	56	Φ12	45	118
DRC5D-113	11.3	71	56	Φ12	45	118
DRC5D-1135	11.35	71	56	Φ12	45	118
DRC5D-114	11.4	71	56	Φ12	45	118
DRC5D-1145	11.45	71	56	Φ12	45	118
DRC5D-115	11.5	71	56	Φ12	45	118
DRC5D-116	11.6	71	56	Φ12	45	118
DRC5D-117	11.7	71	56	Φ12	45	118
DRC5D-118	11.8	71	56	Φ12	45	118
DRC5D-119	11.9	71	56	Φ12	45	118
DRC5D-120	12	71	56	Φ12	45	118
DRC5D-121	12.1	77	60	Φ14	45	124
DRC5D-122	12.2	77	60	Φ14	45	124
DRC5D-1225	12.25	77	60	Φ14	45	124
DRC5D-123	12.3	77	60	Φ14	45	124
DRC5D-124	12.4	77	60	Φ14	45	124
DRC5D-125	12.5	77	60	Φ14	45	124
DRC5D-126	12.6	77	60	Φ14	45	124
DRC5D-127	12.7	77	60	Φ14	45	124
DRC5D-1275	12.75	77	60	Φ14	45	124
DRC5D-128	12.8	77	60	Φ14	45	124
DRC5D-129	12.9	77	60	Φ14	45	124
DRC5D-130	13	77	60	Φ14	45	124
DRC5D-131	13.1	77	60	Φ14	45	124
DRC5D-1335	13.35	77	60	Φ14	45	124
DRC5D-135	13.5	77	60	Φ14	45	124
DRC5D-1365	13.65	77	60	Φ14	45	124
DRC5D-138	13.8	77	60	Φ14	45	124

DRC- 5D

DRC内冷钻头5D

DRC-Solid Carbide Drill with Internal Coolant 5D

DRC-5D | 内冷钻头 Coolant-fed Twist Drill

P ☑ M ☑ K ☑ N ☑ S ☑ H ☐



30° 螺旋角

柄径 h6 2 m7

■ 红色字体标注的有螺纹底孔
Threaded bottom hole marked in red font

d(刃径)	T(m7公差)
3<Φ≤6	+0.004~+0.016
6<Φ≤10	+0.006~+0.021
10<Φ≤18	+0.007~+0.025
18<Φ≤20	+0.008~+0.029

ITEM CODE	d1-m7	L1	LU	Dh6	LS	L
DRC5D-140	14	77	60	Φ14	45	124
DRC5D-1425	14.25	83	63	Φ16	48	133
DRC5D-143	14.3	83	63	Φ16	48	133
DRC5D-145	14.5	83	63	Φ16	48	133
DRC5D-1475	14.75	83	63	Φ16	48	133
DRC5D-148	14.8	83	63	Φ16	48	133
DRC5D-150	15	83	63	Φ16	48	133
DRC5D-151	15.1	83	63	Φ16	48	133
DRC5D-1525	15.25	83	63	Φ16	48	133
DRC5D-1535	15.35	83	63	Φ16	48	133
DRC5D-155	15.5	83	63	Φ16	48	133
DRC5D-158	15.8	83	63	Φ16	48	133
DRC5D-160	16	83	63	Φ16	48	133
DRC5D-165	16.5	93	71	Φ18	48	143
DRC5D-1675	16.75	93	71	Φ18	48	143
DRC5D-168	16.8	93	71	Φ18	48	143
DRC5D-170	17	93	71	Φ18	48	143
DRC5D-175	17.5	93	71	Φ18	48	143
DRC5D-178	17.8	93	71	Φ18	48	143
DRC5D-179	17.9	93	71	Φ18	48	143
DRC5D-180	18	93	71	Φ18	48	143
DRC5D-183	18.3	101	77	Φ20	50	153
DRC5D-185	18.5	101	77	Φ20	50	153
DRC5D-188	18.8	101	77	Φ20	50	153
DRC5D-190	19	101	77	Φ20	50	153
DRC5D-195	19.5	101	77	Φ20	50	153
DRC5D-198	19.8	101	77	Φ20	50	153
DRC5D-200	20	101	77	Φ20	50	153
DRC5D-204	20.4	112	85	Φ22	50	167
DRC5D-205	20.5	112	85	Φ22	50	167
DRC5D-210	21	112	85	Φ22	50	167
DRC5D-214	21.4	112	85	Φ22	50	167
DRC5D-215	21.5	112	85	Φ22	50	167

DRC- 5D

DRC内冷钻头5D

DRC-Solid Carbide Drill with Internal Coolant 5D

DRC-5D | 内冷钻头 Coolant-fed Twist Drill

P ☑ M ☑ K ☑ N ☑ S ☑ H ☐



30° 螺旋角

柄径 h6 2 m7

■ 红色字体标注的有螺纹底孔
Threaded bottom hole marked in red font

d(刃径)	T(m7公差)
3<Φ≤6	+0.004~+0.016
6<Φ≤10	+0.006~+0.021
10<Φ≤18	+0.007~+0.025
18<Φ≤20	+0.008~+0.029

ITEM CODE	d1-m7	L1	LU	Dh6	LS	L
DRC5D-220	22	112	85	Φ22	50	167
DRC5D-2225	22.25	126	98	Φ25	56	184
DRC5D-225	22.5	126	98	Φ25	56	184
DRC5D-230	23	126	98	Φ25	56	184
DRC5D-2325	23.25	126	98	Φ25	56	184
DRC5D-235	23.5	126	98	Φ25	56	184
DRC5D-240	24	126	98	Φ25	56	184
DRC5D-245	24.5	126	98	Φ25	56	184
DRC5D-250	25	126	98	Φ25	56	184

APPLICABLE TABLE OF MACHINABLE MATERIALS

可切削材料适用表

○ 非常适合 VERY SUITABLE ○ 适合 SUITABLE

CARBON STEEL 碳素钢 PRE HARDENED STEEL 预硬钢	ALLOY STEEL 合金钢 CHISEL TOOL STEEL 工具钢	PRE HARDENED STEEL 预硬钢	HARDENED STEEL 淬硬钢	STAINLESS STEEL 不锈钢	CAST IRON 铸铁 DUCTILE IRON 球墨铸铁 ~350HB	COPPER ALLOY 铜合金	ALUMINIUM ALLOY 铝合金	TITANIUM ALLOY 钛合金	HEAT-RESISTING ALLOY 耐热合金
○		○	○	○	○	○	○	○	○

GEEFUN

DRC- 8D

DRC内冷钻头8D

DRC-Solid Solid Carbide Drill 8D Cold Inside

DRC-8D | 内冷钻头 Coolant-fed Twist Drill

能高效率，高精度钻削难加工材料，适用于从低速至高速的切削。

The High efficiency ,high precision drilling difficult processing materials,suitable for cutting from low speed to high speed.

钻头

P ☑ M ☑ K ☑ N ☑ S ☑ H ☐

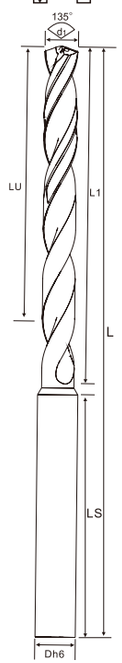

30° 螺旋角

柄径 h6 | 2 | m7

■ 红色字体标注的有螺纹底孔

Threaded bottom hole marked in red font

d(刃径)	T(m7公差)
3<Φ≤6	+0.004~+0.016
6<Φ≤10	+0.006~+0.021
10<Φ≤18	+0.007~+0.025
18<Φ≤20	+0.008~+0.029

ITEM CODE	d1-m7	L1	LU	Dh6	LS	L
DRC8D-003	3	34	29	Φ6	36	74
DRC8D-031	3.1	34	29	Φ6	36	74
DRC8D-0315	3.15	34	29	Φ6	36	74
DRC8D-032	3.2	34	29	Φ6	36	74
DRC8D-0325	3.25	34	29	Φ6	36	74
DRC8D-033	3.3	34	29	Φ6	36	74
DRC8D-034	3.4	34	29	Φ6	36	74
DRC8D-035	3.5	34	29	Φ6	36	74
DRC8D-036	3.6	34	29	Φ6	36	74
DRC8D-037	3.7	34	29	Φ6	36	74
DRC8D-038	3.8	43	36	Φ6	36	81
DRC8D-0385	3.85	43	36	Φ6	36	81
DRC8D-039	3.9	43	36	Φ6	36	81
DRC8D-004	4	43	36	Φ6	36	81
DRC8D-041	4.1	43	36	Φ6	36	81
DRC8D-042	4.2	43	36	Φ6	36	81
DRC8D-043	4.3	43	36	Φ6	36	81
DRC8D-0435	4.35	43	36	Φ6	36	81
DRC8D-044	4.4	43	36	Φ6	36	81
DRC8D-0445	4.45	43	36	Φ6	36	81
DRC8D-045	4.5	43	36	Φ6	36	81
DRC8D-046	4.6	43	36	Φ6	36	81
DRC8D-0465	4.65	43	36	Φ6	36	81
DRC8D-047	4.7	43	36	Φ6	36	81
DRC8D-048	4.8	57	48	Φ6	36	95
DRC8D-049	4.9	57	48	Φ6	36	95
DRC8D-005	5	57	48	Φ6	36	95
DRC8D-051	5.1	57	48	Φ6	36	95
DRC8D-052	5.2	57	48	Φ6	36	95

DRC- 8D

DRC内冷钻头8D

DRC-Solid Solid Carbide Drill 8D Cold Inside

DRC-8D | 内冷钻头 Coolant-fed Twist Drill

钻头

P ☑ M ☑ K ☑ N ☑ S ☑ H ☐

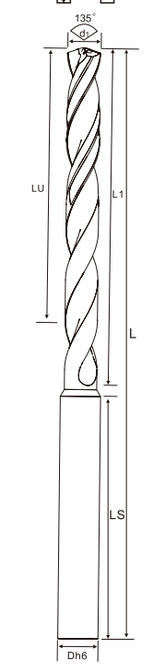

30° 螺旋角

柄径 h6 | 2 | m7

■ 红色字体标注的有螺纹底孔

Threaded bottom hole marked in red font

d(刃径)	T(m7公差)
3<Φ≤6	+0.004~+0.016
6<Φ≤10	+0.006~+0.021
10<Φ≤18	+0.007~+0.025
18<Φ≤20	+0.008~+0.029

ITEM CODE	d1-m7	L1	LU	Dh6	LS	L
DRC8D-0525	5.25	57	48	Φ6	36	95
DRC8D-053	5.3	57	48	Φ6	36	95
DRC8D-054	5.4	57	48	Φ6	36	95
DRC8D-055	5.5	57	48	Φ6	36	95
DRC8D-0555	5.55	57	48	Φ6	36	95
DRC8D-056	5.6	57	48	Φ6	36	95
DRC8D-057	5.7	57	48	Φ6	36	95
DRC8D-0575	5.75	57	48	Φ6	36	95
DRC8D-058	5.8	57	48	Φ6	36	95
DRC8D-059	5.9	57	48	Φ6	36	95
DRC8D-0595	5.95	57	48	Φ6	36	95
DRC8D-006	6	57	48	Φ6	36	95
DRC8D-061	6.1	76	66	Φ8	36	116
DRC8D-062	6.2	76	66	Φ8	36	116
DRC8D-063	6.3	76	66	Φ8	36	116
DRC8D-064	6.4	76	66	Φ8	36	116
DRC8D-065	6.5	76	66	Φ8	36	116
DRC8D-066	6.6	76	66	Φ8	36	116
DRC8D-067	6.7	76	66	Φ8	36	116
DRC8D-0675	6.75	76	66	Φ8	36	116
DRC8D-068	6.8	76	66	Φ8	36	116
DRC8D-069	6.9	76	66	Φ8	36	116
DRC8D-007	7	76	66	Φ8	36	116
DRC8D-071	7.1	76	66	Φ8	36	116
DRC8D-072	7.2	76	66	Φ8	36	116
DRC8D-073	7.3	76	66	Φ8	36	116
DRC8D-074	7.4	76	66	Φ8	36	116
DRC8D-0745	7.45	76	66	Φ8	36	116
DRC8D-075	7.5	76	66	Φ8	36	116
DRC8D-076	7.6	76	66	Φ8	36	116
DRC8D-077	7.7	76	66	Φ8	36	116
DRC8D-078	7.8	76	66	Φ8	36	116
DRC8D-079	7.9	76	66	Φ8	36	116

DRC- 8D

DRC内冷钻头8D

DRC-Solid Solid Carbide Drill 8D Cold Inside

DRC-8D

内冷钻头

Coolant-fed Twist Drill

P ☑ M ☑ K ☑ N ☑ S ☑ H ☐

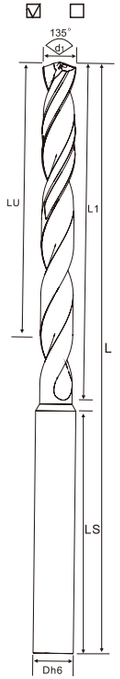

30° 螺旋角

柄径 h6 2 m7

■ 红色字体标注的有螺纹底孔
Threaded bottom hole marked in red font

d(刃径)	T(m7公差)
3<Φ≤6	+0.004~+0.016
6<Φ≤10	+0.006~+0.021
10<Φ≤18	+0.007~+0.025
18<Φ≤20	+0.008~+0.029

ITEM CODE	d1-m7	L1	LU	Dh6	LS	L
DRC8D-008	8	76	66	Φ8	36	116
DRC8D-081	8.1	95	83	Φ10	40	142
DRC8D-082	8.2	95	83	Φ10	40	142
DRC8D-083	8.3	95	83	Φ10	40	142
DRC8D-084	8.4	95	83	Φ10	40	142
DRC8D-085	8.5	95	83	Φ10	40	142
DRC8D-086	8.6	95	83	Φ10	40	142
DRC8D-087	8.7	95	83	Φ10	40	142
DRC8D-0875	8.75	95	83	Φ10	40	142
DRC8D-088	8.8	95	83	Φ10	40	142
DRC8D-089	8.9	95	83	Φ10	40	142
DRC8D-009	9	95	83	Φ10	40	142
DRC8D-091	9.1	95	83	Φ10	40	142
DRC8D-092	9.2	95	83	Φ10	40	142
DRC8D-093	9.3	95	83	Φ10	40	142
DRC8D-0935	9.35	95	83	Φ10	40	142
DRC8D-094	9.4	95	83	Φ10	40	142
DRC8D-0945	9.45	95	83	Φ10	40	142
DRC8D-095	9.5	95	83	Φ10	40	142
DRC8D-096	9.6	95	83	Φ10	40	142
DRC8D-097	9.7	95	83	Φ10	40	142
DRC8D-098	9.8	95	83	Φ10	40	142
DRC8D-099	9.9	95	83	Φ10	40	142
DRC8D-100	10	95	83	Φ10	40	142
DRC8D-101	10.1	114	99	Φ12	45	162
DRC8D-102	10.2	114	99	Φ12	45	162
DRC8D-1025	10.25	114	99	Φ12	45	162
DRC8D-103	10.3	114	99	Φ12	45	162
DRC8D-104	10.4	114	99	Φ12	45	162
DRC8D-105	10.5	114	99	Φ12	45	162
DRC8D-106	10.6	114	99	Φ12	45	162
DRC8D-107	10.7	114	99	Φ12	45	162
DRC8D-1075	10.75	114	99	Φ12	45	162

DRC- 8D

DRC内冷钻头8D

DRC-Solid Solid Carbide Drill 8D Cold Inside

DRC-8D

内冷钻头

Coolant-fed Twist Drill

P ☑ M ☑ K ☑ N ☑ S ☑ H ☐

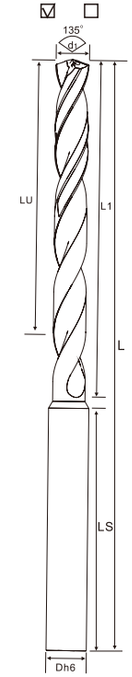

30° 螺旋角

柄径 h6 2 m7

■ 红色字体标注的有螺纹底孔
Threaded bottom hole marked in red font

d(刃径)	T(m7公差)
3<Φ≤6	+0.004~+0.016
6<Φ≤10	+0.006~+0.021
10<Φ≤18	+0.007~+0.025
18<Φ≤20	+0.008~+0.029

ITEM CODE	d1-m7	L1	LU	Dh6	LS	L
DRC8D-108	10.8	114	99	Φ12	45	162
DRC8D-109	10.9	114	99	Φ12	45	162
DRC8D-110	11	114	99	Φ12	45	162
DRC8D-111	11.1	114	99	Φ12	45	162
DRC8D-112	11.2	114	99	Φ12	45	162
DRC8D-1125	11.25	114	99	Φ12	45	162
DRC8D-113	11.3	114	99	Φ12	45	162
DRC8D-1135	11.35	114	99	Φ12	45	162
DRC8D-114	11.4	114	99	Φ12	45	162
DRC8D-1145	11.45	114	99	Φ12	45	162
DRC8D-115	11.5	114	99	Φ12	45	162
DRC8D-116	11.6	114	99	Φ12	45	162
DRC8D-117	11.7	114	99	Φ12	45	162
DRC8D-118	11.8	114	99	Φ12	45	162
DRC8D-119	11.9	114	99	Φ12	45	162
DRC8D-120	12	114	99	Φ12	45	162
DRC8D-121	12.1	133	116	Φ14	45	178
DRC8D-122	12.2	133	116	Φ14	45	178
DRC8D-1225	12.25	133	116	Φ14	45	178
DRC8D-123	12.3	133	116	Φ14	45	178
DRC8D-124	12.4	133	116	Φ14	45	178
DRC8D-125	12.5	133	116	Φ14	45	178
DRC8D-126	12.6	133	116	Φ14	45	178
DRC8D-127	12.7	133	116	Φ14	45	178
DRC8D-1275	12.75	133	116	Φ14	45	178
DRC8D-128	12.8	133	116	Φ14	45	178
DRC8D-129	12.9	133	116	Φ14	45	178
DRC8D-130	13	133	116	Φ14	45	178
DRC8D-131	13.1	133	116	Φ14	45	178
DRC8D-1335	13.35	133	116	Φ14	45	178
DRC8D-135	13.5	133	116	Φ14	45	178
DRC8D-1365	13.65	133	116	Φ14	45	178
DRC8D-138	13.8	133	116	Φ14	45	178

DRC- 8D

DRC内冷钻头8D

DRC-Solid Solid Carbide Drill 8D Cold Inside

DRC-8D | 内冷钻头 Coolant-fed Twist Drill

钻头

P ☑ M ☑ K ☑ N ☑ S ☑ H ☐

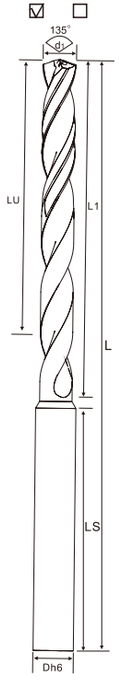

ITEM CODE	d1-m7	L1	LU	Dh6	LS	L
DRC8D-140	14	133	116	Φ14	45	178
DRC8D-1425	14.25	152	132	Φ16	48	204
DRC8D-143	14.3	152	132	Φ16	48	204
DRC8D-145	14.5	152	132	Φ16	48	204
DRC8D-1475	14.75	152	132	Φ16	48	204
DRC8D-148	14.8	152	132	Φ16	48	204
DRC8D-150	15	152	132	Φ16	48	204
DRC8D-151	15.1	152	132	Φ16	48	204
DRC8D-1525	15.25	152	132	Φ16	48	204
DRC8D-1535	15.35	152	132	Φ16	48	204
DRC8D-155	15.5	152	132	Φ16	48	204
DRC8D-158	15.8	152	132	Φ16	48	204
DRC8D-160	16	152	132	Φ16	48	204
DRC8D-165	16.5	171	149	Φ18	48	223
DRC8D-1675	16.75	171	149	Φ18	48	223
DRC8D-168	16.8	171	149	Φ18	48	223
DRC8D-170	17	171	149	Φ18	48	223
DRC8D-175	17.5	171	149	Φ18	48	223
DRC8D-178	17.8	171	149	Φ18	48	223
DRC8D-179	17.9	171	149	Φ18	48	223
DRC8D-180	18	171	149	Φ18	48	223
DRC8D-183	18.3	190	165	Φ20	50	244
DRC8D-185	18.5	190	165	Φ20	50	244
DRC8D-188	18.8	190	165	Φ20	50	244
DRC8D-190	19	190	165	Φ20	50	244
DRC8D-195	19.5	190	165	Φ20	50	244
DRC8D-198	19.8	190	165	Φ20	50	244
DRC8D-200	20	190	165	Φ20	50	244

30° 螺旋角

柄径 h6 | 2 | m7

■ 红色字体标注的有螺纹底孔
Threaded bottom hole marked in red font

d(刃径)	T(m7公差)
3<Φ≤6	+0.004~+0.016
6<Φ≤10	+0.006~+0.021
10<Φ≤18	+0.007~+0.025
18<Φ≤20	+0.008~+0.029

GEEFUN®

DRC- 12D

DRC内冷钻头12D

DRC-Solid Carbide Drill with Internal Coolant 12D

DRC-12D | 内冷钻头 Coolant-fed Twist Drill

能高效率，高精度钻削难加工材料，适用于从低速至高速的切削。
The High efficiency ,high precision drilling difficult processing materials,suitable for cutting from low speed to high speed.

钻头

P ☑ M ☑ K ☑ N ☑ S ☑ H ☐

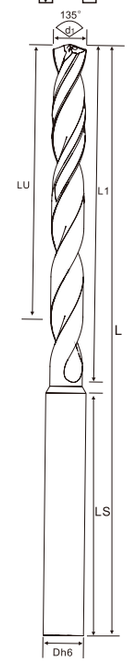

ITEM CODE	d1-m7	L1	LU	Dh6	LS	L
DRC12D-003	3	50	40	Φ6	36	90
DRC12D-031	3.1	50	40	Φ6	36	90
DRC12D-032	3.2	50	40	Φ6	36	90
DRC12D-033	3.3	50	40	Φ6	36	90
DRC12D-034	3.4	50	40	Φ6	36	90
DRC12D-035	3.5	50	40	Φ6	36	90
DRC12D-036	3.6	50	40	Φ6	36	90
DRC12D-037	3.7	50	40	Φ6	36	90
DRC12D-038	3.8	50	40	Φ6	36	90
DRC12D-039	3.9	50	40	Φ6	36	90
DRC12D-004	4	64	56	Φ6	36	102
DRC12D-041	4.1	64	56	Φ6	36	102
DRC12D-042	4.2	64	56	Φ6	36	102
DRC12D-043	4.3	64	56	Φ6	36	102
DRC12D-044	4.4	64	56	Φ6	36	102
DRC12D-045	4.5	64	56	Φ6	36	102
DRC12D-046	4.6	64	56	Φ6	36	102
DRC12D-047	4.7	64	56	Φ6	36	102
DRC12D-048	4.8	64	56	Φ6	36	102
DRC12D-049	4.9	64	56	Φ6	36	102
DRC12D-005	5	78	72	Φ6	36	116
DRC12D-051	5.1	78	72	Φ6	36	116
DRC12D-052	5.2	78	72	Φ6	36	116
DRC12D-053	5.3	78	72	Φ6	36	116
DRC12D-054	5.4	78	72	Φ6	36	116
DRC12D-055	5.5	78	72	Φ6	36	116
DRC12D-056	5.6	78	72	Φ6	36	116
DRC12D-057	5.7	78	72	Φ6	36	116
DRC12D-058	5.8	78	72	Φ6	36	116

30° 螺旋角

柄径 h6 | 2 | m7

d(刃径)	T(m7公差)
3<Φ≤6	+0.004~+0.016
6<Φ≤10	+0.006~+0.021
10<Φ≤18	+0.007~+0.025
18<Φ≤20	+0.008~+0.029

DRC- 12D

DRC内冷钻头12D

DRC-Solid Carbide Drill with Internal Coolant 12D

DRC-12D | 内冷钻头 Coolant-fed Twist Drill

P ☑ M ☑ K ☑ N ☑ S ☑ H ☐

30° 螺旋角

柄径 h6 2 m7

d(刃径)	T(m7公差)
3<Φ≤6	+0.004~+0.016
6<Φ≤10	+0.006~+0.021
10<Φ≤18	+0.007~+0.025
18<Φ≤20	+0.008~+0.029

ITEM CODE	d1-m7	L1	LU	Dh6	LS	L
DRC12D-059	5.9	78	72	Φ6	36	116
DRC12D-006	6	78	72	Φ6	36	116
DRC12D-061	6.1	93	84	Φ8	36	131
DRC12D-062	6.2	93	84	Φ8	36	131
DRC12D-063	6.3	93	84	Φ8	36	131
DRC12D-064	6.4	93	84	Φ8	36	131
DRC12D-065	6.5	93	84	Φ8	36	131
DRC12D-066	6.6	93	84	Φ8	36	131
DRC12D-067	6.7	93	84	Φ8	36	131
DRC12D-068	6.8	93	84	Φ8	36	131
DRC12D-069	6.9	93	84	Φ8	36	131
DRC12D-007	7	93	84	Φ8	36	131
DRC12D-071	7.1	108	96	Φ8	36	146
DRC12D-072	7.2	108	96	Φ8	36	146
DRC12D-073	7.3	108	96	Φ8	36	146
DRC12D-074	7.4	108	96	Φ8	36	146
DRC12D-075	7.5	108	96	Φ8	36	146
DRC12D-076	7.6	108	96	Φ8	36	146
DRC12D-077	7.7	108	96	Φ8	36	146
DRC12D-078	7.8	108	96	Φ8	36	146
DRC12D-079	7.9	108	96	Φ8	36	146
DRC12D-008	8	108	96	Φ8	36	146
DRC12D-081	8.1	120	108	Φ10	40	162
DRC12D-082	8.2	120	108	Φ10	40	162
DRC12D-083	8.3	120	108	Φ10	40	162
DRC12D-084	8.4	120	108	Φ10	40	162
DRC12D-085	8.5	120	108	Φ10	40	162
DRC12D-086	8.6	120	108	Φ10	40	162
DRC12D-087	8.7	120	108	Φ10	40	162
DRC12D-088	8.8	120	108	Φ10	40	162
DRC12D-089	8.9	120	108	Φ10	40	162
DRC12D-009	9	120	108	Φ10	40	162
DRC12D-091	9.1	132	120	Φ10	40	174

DRC- 12D

DRC内冷钻头12D

DRC-Solid Carbide Drill with Internal Coolant 12D

DRC-12D | 内冷钻头 Coolant-fed Twist Drill

P ☑ M ☑ K ☑ N ☑ S ☑ H ☐

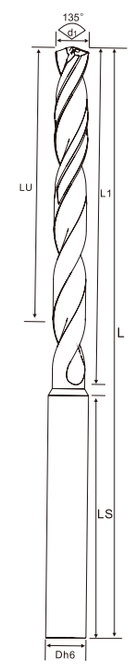

30° 螺旋角

柄径 h6 2 m7

d(刃径)	T(m7公差)
3<Φ≤6	+0.004~+0.016
6<Φ≤10	+0.006~+0.021
10<Φ≤18	+0.007~+0.025
18<Φ≤20	+0.008~+0.029

ITEM CODE	d1-m7	L1	LU	Dh6	LS	L
DRC12D-092	9.2	132	120	Φ10	40	174
DRC12D-093	9.3	132	120	Φ10	40	174
DRC12D-094	9.4	132	120	Φ10	40	174
DRC12D-095	9.5	132	120	Φ10	40	174
DRC12D-096	9.6	132	120	Φ10	40	174
DRC12D-097	9.7	132	120	Φ10	40	174
DRC12D-098	9.8	132	120	Φ10	40	174
DRC12D-099	9.9	132	120	Φ10	40	174
DRC12D-100	10	132	120	Φ10	40	174
DRC12D-101	10.1	156	144	Φ12	45	204
DRC12D-102	10.2	156	144	Φ12	45	204
DRC12D-103	10.3	156	144	Φ12	45	204
DRC12D-104	10.4	156	144	Φ12	45	204
DRC12D-105	10.5	156	144	Φ12	45	204
DRC12D-106	10.6	156	144	Φ12	45	204
DRC12D-107	10.7	156	144	Φ12	45	204
DRC12D-108	10.8	156	144	Φ12	45	204
DRC12D-109	10.9	156	144	Φ12	45	204
DRC12D-110	11	156	144	Φ12	45	204
DRC12D-111	11.1	156	144	Φ12	45	204
DRC12D-112	11.2	156	144	Φ12	45	204
DRC12D-113	11.3	156	144	Φ12	45	204
DRC12D-114	11.4	156	144	Φ12	45	204
DRC12D-115	11.5	156	144	Φ12	45	204
DRC12D-116	11.6	156	144	Φ12	45	204
DRC12D-117	11.7	156	144	Φ12	45	204
DRC12D-118	11.8	156	144	Φ12	45	204
DRC12D-119	11.9	156	144	Φ12	45	204
DRC12D-120	12	156	144	Φ12	45	204
DRC12D-125	12.5	182	168	Φ14	45	230
DRC12D-127	12.7	182	168	Φ14	45	230
DRC12D-128	12.8	182	168	Φ14	45	230
DRC12D-130	13	182	168	Φ14	45	230

DRC- 12D

DRC内冷钻头12D

DRC-Solid Carbide Drill with Internal Coolant 12D

DRC-12D | 内冷钻头 Coolant-fed Twist Drill

钻头

P ☑ M ☑ K ☑ N ☑ S ☑ H ☐

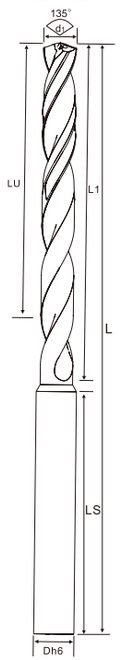

ITEM CODE	d1-m7	L1	LU	Dh6	LS	L
DRC12D-135	13.5	182	168	Φ14	45	230
DRC12D-140	14	182	168	Φ14	45	230
DRC12D-145	14.5	208	194	Φ16	48	260
DRC12D-150	15	208	194	Φ16	48	260
DRC12D-155	15.5	208	194	Φ16	48	260
DRC12D-160	16	208	194	Φ16	48	260
DRC12D-165	16.5	234	218	Φ18	48	286
DRC12D-170	17	234	218	Φ18	48	286
DRC12D-175	17.5	234	218	Φ18	48	286
DRC12D-179	17.9	234	218	Φ18	48	286
DRC12D-180	18	234	218	Φ18	48	286
DRC12D-185	18.5	258	240	Φ20	48	310
DRC12D-190	19	258	240	Φ20	48	310
DRC12D-195	19.5	258	240	Φ20	48	310
DRC12D-200	20	258	240	Φ20	48	310

30° 螺旋角

柄径 h6 | 2 | m7

d(刃径)	T(m7公差)
3<Φ≤6	+0.004~+0.016
6<Φ≤10	+0.006~+0.021
10<Φ≤18	+0.007~+0.025
18<Φ≤20	+0.008~+0.029

GEEFUN®

DRC- 15D

DRC内冷钻头15D

DRC-Solid Carbide Drill with Internal Coolant 15D

DRC-15D | 内冷钻头 Coolant-fed Twist Drill

能高效率，高精度钻削难加工材料，适用于从低速至高速的切削。
The High efficiency ,high precision drilling difficult processing materials,suitable for cutting from low speed to high speed.

钻头

P ☑ M ☑ K ☑ N ☑ S ☑ H ☐

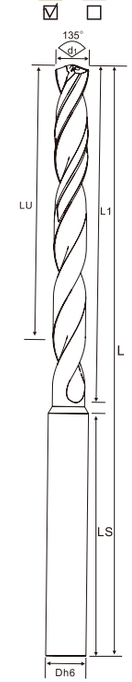

ITEM CODE	d1-m7	L1	LU	Dh6	LS	L
DRC15D-003	3	55	47	Φ6	36	95
DRC15D-031	3.1	67	56	Φ6	36	106
DRC15D-032	3.2	76	64	Φ6	36	116
DRC15D-033	3.3	76	64	Φ6	36	116
DRC15D-034	3.4	76	64	Φ6	36	116
DRC15D-035	3.5	76	64	Φ6	36	116
DRC15D-036	3.6	76	64	Φ6	36	116
DRC15D-037	3.7	76	64	Φ6	36	116
DRC15D-038	3.8	76	64	Φ6	36	116
DRC15D-039	3.9	76	64	Φ6	36	116
DRC15D-004	4	76	64	Φ6	36	133
DRC15D-041	4.1	93	81	Φ6	36	133
DRC15D-042	4.2	93	81	Φ6	36	133
DRC15D-043	4.3	93	81	Φ6	36	133
DRC15D-044	4.4	93	81	Φ6	36	133
DRC15D-045	4.5	93	81	Φ6	36	133
DRC15D-046	4.6	93	81	Φ6	36	133
DRC15D-047	4.7	93	81	Φ6	36	133
DRC15D-048	4.8	93	81	Φ6	36	133
DRC15D-049	4.9	93	81	Φ6	36	133
DRC15D-005	5	110	94	Φ6	36	150
DRC15D-051	5.1	110	94	Φ6	36	150
DRC15D-052	5.2	110	94	Φ6	36	150
DRC15D-053	5.3	110	94	Φ6	36	150
DRC15D-054	5.4	110	94	Φ6	36	150
DRC15D-055	5.5	110	94	Φ6	36	150
DRC15D-056	5.6	110	94	Φ6	36	150
DRC15D-057	5.7	110	94	Φ6	36	150
DRC15D-058	5.8	110	94	Φ6	36	150
DRC15D-059	5.9	110	94	Φ6	36	150

30° 螺旋角

柄径 h6 | 2 | m7

d(刃径)	T(m7公差)
3<Φ≤6	+0.004~+0.016
6<Φ≤10	+0.006~+0.021
10<Φ≤18	+0.007~+0.025
18<Φ≤20	+0.008~+0.029

DRC- 15D

DRC内冷钻头15D

DRC-Solid Carbide Drill with Internal Coolant 15D

DRC-15D | 内冷钻头 Coolant-fed Twist Drill

P ☑ M ☑ K ☑ N ☑ S ☑ H ☐

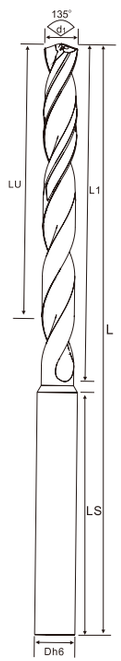

30° 螺旋角

柄径 h6 2 m7

d(刃径)	T(m7公差)
3<Φ≤6	+0.004~+0.016
6<Φ≤10	+0.006~+0.021
10<Φ≤18	+0.007~+0.025
18<Φ≤20	+0.008~+0.029

ITEM CODE	d1-m7	L1	LU	Dh6	LS	L
DRC15D-006	6	127	109	Φ6	36	167
DRC15D-061	6.1	127	109	Φ8	36	167
DRC15D-062	6.2	127	109	Φ8	36	167
DRC15D-063	6.3	127	109	Φ8	36	167
DRC15D-064	6.4	127	109	Φ8	36	167
DRC15D-065	6.5	127	109	Φ8	36	167
DRC15D-066	6.6	127	109	Φ8	36	167
DRC15D-067	6.7	127	109	Φ8	36	167
DRC15D-068	6.8	127	109	Φ8	36	167
DRC15D-069	6.9	127	109	Φ8	36	167
DRC15D-007	7	143	122	Φ8	36	183
DRC15D-071	7.1	143	122	Φ8	36	183
DRC15D-072	7.2	143	122	Φ8	36	183
DRC15D-073	7.3	143	122	Φ8	36	183
DRC15D-074	7.4	143	122	Φ8	36	183
DRC15D-075	7.5	143	122	Φ8	36	183
DRC15D-076	7.6	143	122	Φ8	36	183
DRC15D-077	7.7	143	122	Φ8	36	183
DRC15D-078	7.8	143	122	Φ8	36	183
DRC15D-079	7.9	143	122	Φ8	36	183
DRC15D-008	8	160	142	Φ8	36	204
DRC15D-081	8.1	160	142	Φ10	40	204
DRC15D-082	8.2	160	142	Φ10	40	204
DRC15D-083	8.3	160	142	Φ10	40	204
DRC15D-084	8.4	160	142	Φ10	40	204
DRC15D-085	8.5	160	142	Φ10	40	204
DRC15D-086	8.6	160	142	Φ10	40	204
DRC15D-087	8.7	160	142	Φ10	40	204
DRC15D-088	8.8	160	142	Φ10	40	204
DRC15D-089	8.9	160	142	Φ10	40	204
DRC15D-009	9	177	150	Φ10	40	221
DRC15D-091	9.1	177	150	Φ10	40	221
DRC15D-092	9.2	177	150	Φ10	40	221

DRC- 15D

DRC内冷钻头15D

DRC-Solid Carbide Drill with Internal Coolant 15D

DRC-15D | 内冷钻头 Coolant-fed Twist Drill

P ☑ M ☑ K ☑ N ☑ S ☑ H ☐

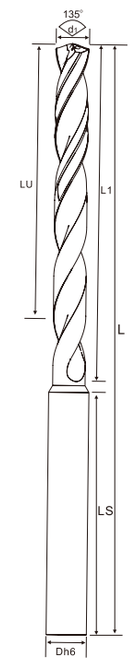

30° 螺旋角

柄径 h6 2 m7

d(刃径)	T(m7公差)
3<Φ≤6	+0.004~+0.016
6<Φ≤10	+0.006~+0.021
10<Φ≤18	+0.007~+0.025
18<Φ≤20	+0.008~+0.029

ITEM CODE	d1-m7	L1	LU	Dh6	LS	L
DRC15D-093	9.3	177	150	Φ10	40	221
DRC15D-094	9.4	177	150	Φ10	40	221
DRC15D-095	9.5	177	150	Φ10	40	221
DRC15D-096	9.6	177	150	Φ10	40	221
DRC15D-097	9.7	177	150	Φ10	40	221
DRC15D-098	9.8	177	150	Φ10	40	221
DRC15D-099	9.9	177	150	Φ10	40	221
DRC15D-100	10	198	168	Φ10	40	247
DRC15D-101	10.1	198	168	Φ12	45	247
DRC15D-102	10.2	198	168	Φ12	45	247
DRC15D-103	10.3	198	168	Φ12	45	247
DRC15D-104	10.4	198	168	Φ12	45	247
DRC15D-105	10.5	198	168	Φ12	45	247
DRC15D-106	10.6	198	168	Φ12	45	247
DRC15D-107	10.7	198	168	Φ12	45	247
DRC15D-108	10.8	198	168	Φ12	45	247
DRC15D-109	10.9	198	168	Φ12	45	247
DRC15D-110	11	198	168	Φ12	45	247
DRC15D-111	11.1	214	178	Φ12	45	263
DRC15D-112	11.2	214	178	Φ12	45	263
DRC15D-113	11.3	214	178	Φ12	45	263
DRC15D-114	11.4	214	178	Φ12	45	263
DRC15D-115	11.5	214	178	Φ12	45	263
DRC15D-116	11.6	214	178	Φ12	45	263
DRC15D-117	11.7	214	178	Φ12	45	263
DRC15D-118	11.8	214	178	Φ12	45	263
DRC15D-119	11.9	214	178	Φ12	45	263
DRC15D-120	12	214	178	Φ12	45	263
DRC15D-125	12.5	248	206	Φ14	45	297
DRC15D-127	12.7	248	206	Φ14	45	297
DRC15D-128	12.8	248	206	Φ14	45	297
DRC15D-130	13	248	206	Φ14	45	297
DRC15D-135	13.5	248	206	Φ14	45	297
DRC15D-140	14	248	206	Φ14	45	297

GEEFUN®

DRC-20D | 内冷钻头 Coolant-fed Twist Drill

DRC- 20D

DRC内冷钻头20D

DRC-Solid Carbide Drill with Internal Coolant 20D

能高效率，高精度钻削难加工材料，适用于从低速至高速的切削。
The High efficiency ,high precision drilling difficult processing materials,suitable for cutting from low speed to high speed.

钻头

P ☑ M ☑ K ☑ N ☑ S ☑ H ☐

30° 螺旋角

柄径 0/-0.005 2 h7

ITEM CODE	d1-h7	L1	LU	Dh6	LS	L
DRC20D-003	3	70	62	Φ6	36	110
DRC20D-031	3.1	83	72	Φ6	36	123
DRC20D-032	3.2	83	72	Φ6	36	123
DRC20D-033	3.3	83	72	Φ6	36	123
DRC20D-034	3.4	83	72	Φ6	36	123
DRC20D-035	3.5	83	72	Φ6	36	123
DRC20D-036	3.6	96	84	Φ6	36	136
DRC20D-037	3.7	96	84	Φ6	36	136
DRC20D-038	3.8	96	84	Φ6	36	136
DRC20D-039	3.9	96	84	Φ6	36	136
DRC20D-004	4	96	84	Φ6	36	136
DRC20D-041	4.1	108	96	Φ6	36	148
DRC20D-042	4.2	108	96	Φ6	36	148
DRC20D-043	4.3	108	96	Φ6	36	148
DRC20D-044	4.4	108	96	Φ6	36	148
DRC20D-045	4.5	108	96	Φ6	36	148
DRC20D-046	4.6	118	106	Φ6	36	158
DRC20D-047	4.7	118	106	Φ6	36	158
DRC20D-048	4.8	118	106	Φ6	36	158
DRC20D-049	4.9	118	106	Φ6	36	158
DRC20D-005	5	118	106	Φ6	36	158
DRC20D-051	5.1	128	116	Φ6	36	168
DRC20D-052	5.2	128	116	Φ6	36	168
DRC20D-053	5.3	128	116	Φ6	36	168
DRC20D-054	5.4	128	116	Φ6	36	168
DRC20D-055	5.5	128	116	Φ6	36	168
DRC20D-056	5.6	140	126	Φ6	36	180
DRC20D-057	5.7	140	126	Φ6	36	180
DRC20D-058	5.8	140	126	Φ6	36	180

DRC- 20D

DRC内冷钻头20D

DRC-Solid Carbide Drill with Internal Coolant 20D

DRC-20D | 内冷钻头 Coolant-fed Twist Drill

钻头

P ☑ M ☑ K ☑ N ☑ S ☑ H ☐

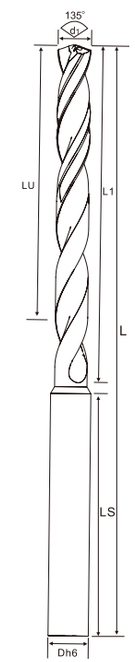

30° 螺旋角

柄径 0/-0.005 2 h7

ITEM CODE	d1-h7	L1	LU	Dh6	LS	L
DRC20D-059	5.9	140	126	Φ6	36	180
DRC20D-006	6	140	126	Φ6	36	180
DRC20D-061	6.1	150	132	Φ8	36	192
DRC20D-062	6.2	150	132	Φ8	36	192
DRC20D-063	6.3	150	132	Φ8	36	192
DRC20D-064	6.4	150	132	Φ8	36	192
DRC20D-065	6.5	150	132	Φ8	36	192
DRC20D-066	6.6	162	144	Φ8	36	202
DRC20D-067	6.7	162	144	Φ8	36	202
DRC20D-068	6.8	162	144	Φ8	36	202
DRC20D-069	6.9	162	144	Φ8	36	202
DRC20D-007	7	162	144	Φ8	36	202
DRC20D-071	7.1	173	155	Φ8	36	213
DRC20D-072	7.2	173	155	Φ8	36	213
DRC20D-073	7.3	173	155	Φ8	36	213
DRC20D-074	7.4	173	155	Φ8	36	213
DRC20D-075	7.5	173	155	Φ8	36	213
DRC20D-076	7.6	183	165	Φ8	36	223
DRC20D-077	7.7	183	165	Φ8	36	223
DRC20D-078	7.8	183	165	Φ8	36	223
DRC20D-079	7.9	183	165	Φ8	36	223
DRC20D-008	8	183	165	Φ8	36	223
DRC20D-081	8.1	195	176	Φ10	40	239
DRC20D-082	8.2	195	176	Φ10	40	239
DRC20D-083	8.3	195	176	Φ10	40	239
DRC20D-084	8.4	195	176	Φ10	40	239
DRC20D-085	8.5	195	176	Φ10	40	239
DRC20D-086	8.6	205	186	Φ10	40	249
DRC20D-087	8.7	205	186	Φ10	40	249
DRC20D-088	8.8	205	186	Φ10	40	249
DRC20D-089	8.9	205	186	Φ10	40	249
DRC20D-009	9	205	186	Φ10	40	249
DRC20D-091	9.1	218	196	Φ10	40	262

DRC- 20D

DRC内冷钻头20D

DRC-Solid Carbide Drill with Internal Coolant 20D

DRC-20D | 内冷钻头 Coolant-fed Twist Drill

P ☑ M ☑ K ☑ N ☑ S ☑ H ☐

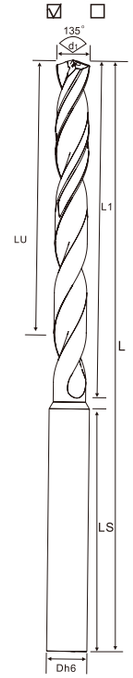

30° 螺旋角

柄径 0/-0.005 2 h7

ITEM CODE	d1-h7	L1	LU	Dh6	LS	L
DRC20D-092	9.2	218	196	Φ10	40	262
DRC20D-093	9.3	218	196	Φ10	40	262
DRC20D-094	9.4	218	196	Φ10	40	262
DRC20D-095	9.5	218	196	Φ10	40	262
DRC20D-096	9.6	228	206	Φ10	40	272
DRC20D-097	9.7	228	206	Φ10	40	272
DRC20D-098	9.8	228	206	Φ10	40	272
DRC20D-099	9.9	228	206	Φ10	40	272
DRC20D-100	10	228	206	Φ10	40	272
DRC20D-101	10.1	242	220	Φ12	45	292
DRC20D-102	10.2	242	220	Φ12	45	292
DRC20D-103	10.3	242	220	Φ12	45	292
DRC20D-104	10.4	242	220	Φ12	45	292
DRC20D-105	10.5	242	220	Φ12	45	292
DRC20D-106	10.6	250	228	Φ12	45	300
DRC20D-107	10.7	250	228	Φ12	45	300
DRC20D-108	10.8	250	228	Φ12	45	300
DRC20D-109	10.9	250	228	Φ12	45	300
DRC20D-110	11	250	228	Φ12	45	300
DRC20D-111	11.1	265	240	Φ12	45	315
DRC20D-112	11.2	265	240	Φ12	45	315
DRC20D-113	11.3	265	240	Φ12	45	315
DRC20D-114	11.4	265	240	Φ12	45	315
DRC20D-115	11.5	265	240	Φ12	45	315
DRC20D-116	11.6	275	250	Φ12	45	325
DRC20D-117	11.7	275	250	Φ12	45	325
DRC20D-118	11.8	275	250	Φ12	45	325
DRC20D-119	11.9	275	250	Φ12	45	325
DRC20D-120	12	275	250	Φ12	45	325
DRC20D-125	12.5	275	250	Φ14	45	325
DRC20D-127	12.7	295	265	Φ14	45	338
DRC20D-128	12.8	295	265	Φ14	45	338
DRC20D-130	13	295	265	Φ14	45	338

DRC- 20D

DRC内冷钻头20D

DRC-Solid Carbide Drill with Internal Coolant 20D

DRC-20D | 内冷钻头 Coolant-fed Twist Drill

P ☑ M ☑ K ☑ N ☑ S ☑ H ☐

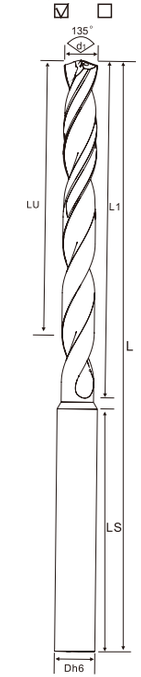

30° 螺旋角

柄径 0/-0.005 2 h7

ITEM CODE	d1-h7	L1	LU	Dh6	LS	L
DRC20D-135	13.5	295	265	Φ14	45	338
DRC20D-140	14	318	290	Φ14	45	367

GEEFUN

DRC- 25D

DRC内冷钻头25D

DRC-Solid Carbide Drill with Internal Coolant 25D

DRC-25D | 内冷钻头 Coolant-fed Twist Drill

能高效率，高精度钻削难加工材料，适用于从低速至高速的切削。

The High efficiency ,high precision drilling difficult processing materials,suitable for cutting from low speed to high speed.

钻头

P ☑ M ☑ K ☑ N ☑ S ☑ H ☐

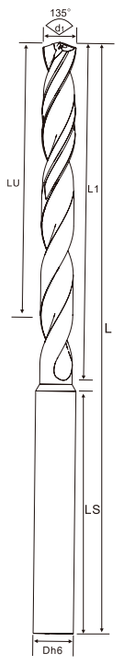

30° 螺旋角

柄径 0/-0.005 2 h7

ITEM CODE	d1-h7	L1	LU	Dh6	LS	L
DRC25D-003	3	85	74	Φ6	36	125
DRC25D-031	3.1	116	105	Φ6	36	156
DRC25D-032	3.2	116	105	Φ6	36	156
DRC25D-033	3.3	116	105	Φ6	36	156
DRC25D-034	3.4	116	105	Φ6	36	156
DRC25D-035	3.5	116	105	Φ6	36	156
DRC25D-036	3.6	116	105	Φ6	36	156
DRC25D-037	3.7	116	105	Φ6	36	156
DRC25D-038	3.8	116	105	Φ6	36	156
DRC25D-039	3.9	116	105	Φ6	36	156
DRC25D-004	4	116	105	Φ6	36	156
DRC25D-041	4.1	143	131	Φ6	36	183
DRC25D-042	4.2	143	131	Φ6	36	183
DRC25D-043	4.3	143	131	Φ6	36	183
DRC25D-044	4.4	143	131	Φ6	36	183
DRC25D-045	4.5	143	131	Φ6	36	183
DRC25D-046	4.6	143	131	Φ6	36	183
DRC25D-047	4.7	143	131	Φ6	36	183
DRC25D-048	4.8	143	131	Φ6	36	183
DRC25D-049	4.9	143	131	Φ6	36	183
DRC25D-005	5	143	131	Φ6	36	183
DRC25D-051	5.1	170	152	Φ6	36	210
DRC25D-052	5.2	170	152	Φ6	36	210
DRC25D-053	5.3	170	152	Φ6	36	210
DRC25D-054	5.4	170	152	Φ6	36	210
DRC25D-055	5.5	170	152	Φ6	36	210
DRC25D-056	5.6	170	152	Φ6	36	210
DRC25D-057	5.7	170	152	Φ6	36	210
DRC25D-058	5.8	170	152	Φ6	36	210

DRC- 25D

DRC内冷钻头25D

DRC-Solid Carbide Drill with Internal Coolant 25D

DRC-25D | 内冷钻头 Coolant-fed Twist Drill

钻头

P ☑ M ☑ K ☑ N ☑ S ☑ H ☐

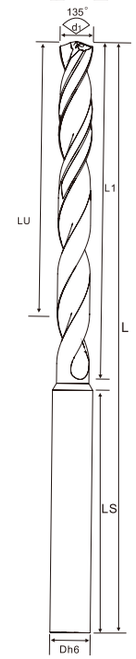

30° 螺旋角

柄径 0/-0.005 2 h7

ITEM CODE	d1-h7	L1	LU	Dh6	LS	L
DRC25D-059	5.9	170	152	Φ6	36	210
DRC25D-006	6	170	152	Φ6	36	210
DRC25D-061	6.1	197	176	Φ8	36	237
DRC25D-062	6.2	197	176	Φ8	36	237
DRC25D-063	6.3	197	176	Φ8	36	237
DRC25D-064	6.4	197	176	Φ8	36	237
DRC25D-065	6.5	197	176	Φ8	36	237
DRC25D-066	6.6	197	176	Φ8	36	237
DRC25D-067	6.7	197	176	Φ8	36	237
DRC25D-068	6.8	197	176	Φ8	36	237
DRC25D-069	6.9	197	176	Φ8	36	237
DRC25D-007	7	197	176	Φ8	36	237
DRC25D-071	7.1	223	199	Φ8	36	263
DRC25D-072	7.2	223	199	Φ8	36	263
DRC25D-073	7.3	223	199	Φ8	36	263
DRC25D-074	7.4	223	199	Φ8	36	263
DRC25D-075	7.5	223	199	Φ8	36	263
DRC25D-076	7.6	223	199	Φ8	36	263
DRC25D-077	7.7	223	199	Φ8	36	263
DRC25D-078	7.8	223	199	Φ8	36	263
DRC25D-079	7.9	223	199	Φ8	36	263
DRC25D-008	8	223	199	Φ8	36	263
DRC25D-081	8.1	250	223	Φ10	40	294
DRC25D-082	8.2	250	223	Φ10	40	294
DRC25D-083	8.3	250	223	Φ10	40	294
DRC25D-084	8.4	250	223	Φ10	40	294
DRC25D-085	8.5	250	223	Φ10	40	294
DRC25D-086	8.6	250	223	Φ10	40	294
DRC25D-087	8.7	250	223	Φ10	40	294
DRC25D-088	8.8	250	223	Φ10	40	294
DRC25D-089	8.9	250	223	Φ10	40	294
DRC25D-009	9	250	223	Φ10	40	294
DRC25D-091	9.1	277	247	Φ10	40	321

DRC- 25D

DRC内冷钻头25D

DRC-Solid Carbide Drill with Internal Coolant 25D

DRC-25D | 内冷钻头 Coolant-fed Twist Drill

钻头

P ☑ M ☑ K ☑ N ☑ S ☑ H ☐

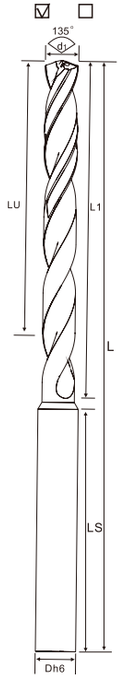

ITEM CODE	d1-h7	L1	LU	Dh6	LS	L
DRC25D-092	9.2	277	247	Φ10	40	321
DRC25D-093	9.3	277	247	Φ10	40	321
DRC25D-094	9.4	277	247	Φ10	40	321
DRC25D-095	9.5	277	247	Φ10	40	321
DRC25D-096	9.6	277	247	Φ10	40	321
DRC25D-097	9.7	277	247	Φ10	40	321
DRC25D-098	9.8	277	247	Φ10	40	321
DRC25D-099	9.9	277	247	Φ10	40	321
DRC25D-100	10	277	247	Φ10	40	321

30° 螺旋角

柄径 0/-0.005 2 h7

GEEFUN®

DRC- 30D

DRC内冷钻头30D

DRC-Solid Carbide Drill with Internal Coolant 30D

DRC-30D | 内冷钻头 Coolant-fed Twist Drill

能高效率，高精度钻削难加工材料，适用于从低速至高速的切削。

The High efficiency ,high precision drilling difficult processing materials,suitable for cutting from low speed to high speed.

钻头

P ☑ M ☑ K ☑ N ☑ S ☑ H ☐

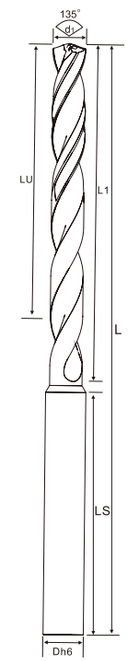

ITEM CODE	d1-h7	L1	LU	Dh6	LS	L
DRC30D-003	3	100	92	Φ6	36	140
DRC30D-031	3.1	120	108	Φ6	36	160
DRC30D-032	3.2	120	108	Φ6	36	160
DRC30D-033	3.3	120	108	Φ6	36	160
DRC30D-034	3.4	120	108	Φ6	36	160
DRC30D-035	3.5	120	108	Φ6	36	160
DRC30D-036	3.6	136	124	Φ6	36	176
DRC30D-037	3.7	136	124	Φ6	36	176
DRC30D-038	3.8	136	124	Φ6	36	176
DRC30D-039	3.9	136	124	Φ6	36	176
DRC30D-004	4	136	124	Φ6	36	176
DRC30D-041	4.1	152	140	Φ6	36	192
DRC30D-042	4.2	152	140	Φ6	36	192
DRC30D-043	4.3	152	140	Φ6	36	192
DRC30D-044	4.4	152	140	Φ6	36	192
DRC30D-045	4.5	152	140	Φ6	36	192
DRC30D-046	4.6	168	156	Φ6	36	208
DRC30D-047	4.7	168	156	Φ6	36	208
DRC30D-048	4.8	168	156	Φ6	36	208
DRC30D-049	4.9	168	156	Φ6	36	208
DRC30D-005	5	168	156	Φ6	36	208
DRC30D-051	5.1	188	170	Φ6	36	228
DRC30D-052	5.2	188	170	Φ6	36	228
DRC30D-053	5.3	188	170	Φ6	36	228
DRC30D-054	5.4	188	170	Φ6	36	228
DRC30D-055	5.5	188	170	Φ6	36	228
DRC30D-056	5.6	200	182	Φ6	36	240
DRC30D-057	5.7	200	182	Φ6	36	240
DRC30D-058	5.8	200	182	Φ6	36	240
DRC30D-059	5.9	200	182	Φ6	36	240
DRC30D-006	6	200	182	Φ6	36	240

30° 螺旋角

柄径 0/-0.005 2 h7

DRC- 30D

DRC内冷钻头30D

DRC-Solid Carbide Drill with Internal Coolant 20D

DRC-30D | 内冷钻头

Coolant-fed Twist Drill

钻头

P	M	K	N	S	H
☑	☑	☑	☑	☑	☐

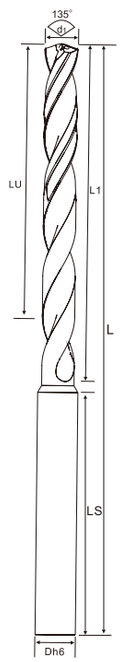

30° 螺旋角

柄径 0/-0.005

h7

ITEM CODE	d1-h7	L1	LU	Dh6	LS	L
DRC30D-061	6.1	220	202	Φ8	36	260
DRC30D-062	6.2	220	202	Φ8	36	260
DRC30D-063	6.3	220	202	Φ8	36	260
DRC30D-064	6.4	220	202	Φ8	36	260
DRC30D-065	6.5	220	202	Φ8	36	260
DRC30D-066	6.6	232	214	Φ8	36	272
DRC30D-067	6.7	232	214	Φ8	36	272
DRC30D-068	6.8	232	214	Φ8	36	272
DRC30D-069	6.9	232	214	Φ8	36	272
DRC30D-007	7	232	214	Φ8	36	272
DRC30D-071	7.1	250	232	Φ8	36	290
DRC30D-072	7.2	250	232	Φ8	36	290
DRC30D-073	7.3	250	232	Φ8	36	290
DRC30D-074	7.4	250	232	Φ8	36	290
DRC30D-075	7.5	250	232	Φ8	36	290
DRC30D-076	7.6	265	246	Φ8	36	305
DRC30D-077	7.7	265	246	Φ8	36	305
DRC30D-078	7.8	265	246	Φ8	36	305
DRC30D-079	7.9	265	246	Φ8	36	305
DRC30D-008	8	265	246	Φ8	36	305
DRC30D-081	8.1	285	265	Φ10	40	330
DRC30D-082	8.2	285	265	Φ10	40	330
DRC30D-083	8.3	285	265	Φ10	40	330
DRC30D-084	8.4	285	265	Φ10	40	330
DRC30D-085	8.5	285	265	Φ10	40	330
DRC30D-100	10	330	300	Φ10	40	370
DRC30D-120	12	396	366	Φ12	40	436

GEEFUN®

DRS- 3D

DRS标准钻头3D

DRS-Solid Carbide Drill 3D

DRS-3D | 标准钻头

Carbide Twist Drill

适用于普通加工，模具，汽配和航空等各种材料。

Applicable to ordinary processing , mold, automobile and aviation and other materials.

钻头

P	M	K	N	S	H
☑	☑	☑	☐	☐	☐

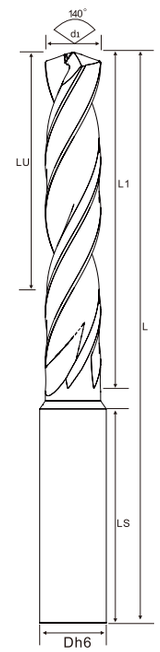

30° 螺旋角

柄径 h6

m7

■ 红色字体标注的有螺纹底孔

Threaded bottom hole marked in red font

d(刃径)	T(m7公差)
3<Φ≤6	+0.004~+0.016
6<Φ≤10	+0.006~+0.021
10<Φ≤18	+0.007~+0.025
18<Φ≤20	+0.008~+0.029

ITEM CODE	d1-m7	L1	LU	Dh6	LS	L
DRS3D-001	1	4	2.5	Φ4	28	50
DRS3D-011	1.1	4	2.5	Φ4	28	50
DRS3D-012	1.2	5	3	Φ4	28	50
DRS3D-0125	1.25	5	3	Φ4	28	50
DRS3D-013	1.3	5	3	Φ4	28	50
DRS3D-0135	1.35	6	4	Φ4	28	50
DRS3D-014	1.4	6	4	Φ4	28	50
DRS3D-0145	1.45	6	4	Φ4	28	50
DRS3D-015	1.5	6	4	Φ4	28	50
DRS3D-016	1.6	6	4	Φ4	28	50
DRS3D-017	1.7	7	5	Φ4	28	50
DRS3D-0175	1.75	7	5	Φ4	28	50
DRS3D-018	1.8	7	5	Φ4	28	50
DRS3D-019	1.9	8	6	Φ4	28	50
DRS3D-0195	1.95	8	6	Φ4	28	50
DRS3D-002	2.0	8	6	Φ4	28	50
DRS3D-0205	2.05	9	7	Φ4	28	50
DRS3D-021	2.1	9	7	Φ4	28	50
DRS3D-0215	2.15	9	7	Φ4	28	50
DRS3D-022	2.2	9	7	Φ4	28	50
DRS3D-023	2.3	9	7	Φ4	28	50
DRS3D-0235	2.35	10	8	Φ4	28	50
DRS3D-024	2.4	10	8	Φ4	28	50
DRS3D-025	2.5	10	8	Φ4	28	50
DRS3D-0255	2.55	11	9	Φ4	28	50
DRS3D-026	2.6	11	9	Φ4	28	50
DRS3D-0265	2.65	11	9	Φ4	28	50
DRS3D-027	2.7	11	9	Φ4	28	50
DRS3D-028	2.8	11	9	Φ4	28	50

DRS- 3D

DRS标准钻头3D

DRS-Solid Carbide Drill 3D

DRS-3D | 标准钻头

Carbide Twist Drill

P ☑ M ☑ K ☑ N ☐

S ☐ H ☐

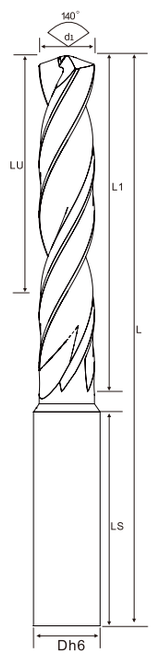

■ 红色字体标注的有螺纹底孔
Threaded bottom hole marked in red font

d(刃径)	T(m7公差)
3<Φ≤6	+0.004~+0.016
6<Φ≤10	+0.006~+0.021
10<Φ≤18	+0.007~+0.025
18<Φ≤20	+0.008~+0.029

ITEM CODE	d1-m7	L1	LU	Dh6	LS	L
DRS3D-0285	2.85	12	10	Φ4	28	50
DRS3D-029	2.9	12	10	Φ4	28	50
DRS3D-0295	2.95	17	15	Φ4	28	50
DRS3D-003	3	20	14	Φ4	36	62
DRS3D-031	3.1	20	14	Φ4	36	62
DRS3D-0315	3.15	20	14	Φ4	36	62
DRS3D-032	3.2	20	14	Φ4	36	62
DRS3D-0325	3.25	20	14	Φ4	36	62
DRS3D-033	3.3	20	14	Φ4	36	62
DRS3D-034	3.4	20	14	Φ4	36	62
DRS3D-035	3.5	20	14	Φ4	36	62
DRS3D-036	3.6	20	14	Φ4	36	62
DRS3D-037	3.7	20	14	Φ4	36	62
DRS3D-038	3.8	24	17	Φ4	36	62
DRS3D-0385	3.85	24	17	Φ4	36	62
DRS3D-039	3.9	24	17	Φ4	36	62
DRS3D-004	4	24	17	Φ4	36	62
DRS3D-041	4.1	24	17	Φ6	36	66
DRS3D-042	4.2	24	17	Φ6	36	66
DRS3D-043	4.3	24	17	Φ6	36	66
DRS3D-0435	4.35	24	17	Φ6	36	66
DRS3D-044	4.4	24	17	Φ6	36	66
DRS3D-0445	4.45	24	17	Φ6	36	66
DRS3D-045	4.5	24	17	Φ6	36	66
DRS3D-046	4.6	24	17	Φ6	36	66
DRS3D-0465	4.65	24	17	Φ6	36	66
DRS3D-047	4.7	24	17	Φ6	36	66
DRS3D-048	4.8	28	20	Φ6	36	66
DRS3D-049	4.9	28	20	Φ6	36	66
DRS3D-005	5	28	20	Φ6	36	66
DRS3D-051	5.1	28	20	Φ6	36	66
DRS3D-052	5.2	28	20	Φ6	36	66

DRS- 3D

DRS标准钻头3D

DRS-Solid Carbide Drill 3D

DRS-3D | 标准钻头

Carbide Twist Drill

P ☑ M ☑ K ☑ N ☐

S ☐ H ☐



■ 红色字体标注的有螺纹底孔
Threaded bottom hole marked in red font

d(刃径)	T(m7公差)
3<Φ≤6	+0.004~+0.016
6<Φ≤10	+0.006~+0.021
10<Φ≤18	+0.007~+0.025
18<Φ≤20	+0.008~+0.029

ITEM CODE	d1-m7	L1	LU	Dh6	LS	L
DRS3D-0525	5.25	28	20	Φ6	36	66
DRS3D-053	5.3	28	20	Φ6	36	66
DRS3D-054	5.4	28	20	Φ6	36	66
DRS3D-055	5.5	28	20	Φ6	36	66
DRS3D-0555	5.55	28	20	Φ6	36	66
DRS3D-056	5.6	28	20	Φ6	36	66
DRS3D-057	5.7	28	20	Φ6	36	66
DRS3D-0575	5.75	28	20	Φ6	36	66
DRS3D-058	5.8	28	20	Φ6	36	66
DRS3D-059	5.9	28	20	Φ6	36	66
DRS3D-0595	5.95	28	20	Φ6	36	66
DRS3D-006	6	28	20	Φ6	36	66
DRS3D-061	6.1	34	24	Φ8	36	79
DRS3D-062	6.2	34	24	Φ8	36	79
DRS3D-063	6.3	34	24	Φ8	36	79
DRS3D-064	6.4	34	24	Φ8	36	79
DRS3D-065	6.5	34	24	Φ8	36	79
DRS3D-066	6.6	34	24	Φ8	36	79
DRS3D-067	6.7	34	24	Φ8	36	79
DRS3D-0675	6.75	34	24	Φ8	36	79
DRS3D-068	6.8	34	24	Φ8	36	79
DRS3D-069	6.9	34	24	Φ8	36	79
DRS3D-007	7	34	24	Φ8	36	79
DRS3D-071	7.1	41	29	Φ8	36	79
DRS3D-072	7.2	41	29	Φ8	36	79
DRS3D-073	7.3	41	29	Φ8	36	79
DRS3D-074	7.4	41	29	Φ8	36	79
DRS3D-0745	7.45	41	29	Φ8	36	79
DRS3D-075	7.5	41	29	Φ8	36	79
DRS3D-076	7.6	41	29	Φ8	36	79
DRS3D-077	7.7	41	29	Φ8	36	79
DRS3D-078	7.8	41	29	Φ8	36	79

DRS- 3D

DRS标准钻头3D

DRS-Solid Carbide Drill 3D

DRS-3D | 标准钻头

Carbide Twist Drill

P ☑ M ☑ K ☑ N ☐
S ☐ H ☐



30° 螺旋角
柄径 h6
2
m7

■ 红色字体标注的有螺纹底孔
Threaded bottom hole marked in red font

d(刃径)	T(m7公差)
3<Φ≤6	+0.004~+0.016
6<Φ≤10	+0.006~+0.021
10<Φ≤18	+0.007~+0.025
18<Φ≤20	+0.008~+0.029

ITEM CODE	d1-m7	L1	LU	Dh6	LS	L
DRS3D-079	7.9	41	29	Φ8	36	79
DRS3D-008	8	41	29	Φ8	36	79
DRS3D-081	8.1	47	35	Φ10	40	89
DRS3D-082	8.2	47	35	Φ10	40	89
DRS3D-083	8.3	47	35	Φ10	40	89
DRS3D-084	8.4	47	35	Φ10	40	89
DRS3D-085	8.5	47	35	Φ10	40	89
DRS3D-086	8.6	47	35	Φ10	40	89
DRS3D-087	8.7	47	35	Φ10	40	89
DRS3D-0875	8.75	47	35	Φ10	40	89
DRS3D-088	8.8	47	35	Φ10	40	89
DRS3D-089	8.9	47	35	Φ10	40	89
DRS3D-009	9	47	35	Φ10	40	89
DRS3D-091	9.1	47	35	Φ10	40	89
DRS3D-092	9.2	47	35	Φ10	40	89
DRS3D-093	9.3	47	35	Φ10	40	89
DRS3D-0935	9.35	47	35	Φ10	40	89
DRS3D-094	9.4	47	35	Φ10	40	89
DRS3D-0945	9.45	47	35	Φ10	40	89
DRS3D-095	9.5	47	35	Φ10	40	89
DRS3D-096	9.6	47	35	Φ10	40	89
DRS3D-097	9.7	47	35	Φ10	40	89
DRS3D-098	9.8	47	35	Φ10	40	89
DRS3D-099	9.9	47	35	Φ10	40	89
DRS3D-100	10	47	35	Φ10	40	89
DRS3D-101	10.1	55	40	Φ12	45	102
DRS3D-102	10.2	55	40	Φ12	45	102
DRS3D-1025	10.25	55	40	Φ12	45	102
DRS3D-103	10.3	55	40	Φ12	45	102
DRS3D-104	10.4	55	40	Φ12	45	102
DRS3D-105	10.5	55	40	Φ12	45	102
DRS3D-106	10.6	55	40	Φ12	45	102

DRS- 3D
DRS标准钻头3D
DRS-Solid Carbide Drill 3D
DRS-3D | 标准钻头
Carbide Twist Drill

P ☑ M ☑ K ☑ N ☐
S ☐ H ☐



30° 螺旋角
柄径 h6
2
m7

■ 红色字体标注的有螺纹底孔
Threaded bottom hole marked in red font

d(刃径)	T(m7公差)
3<Φ≤6	+0.004~+0.016
6<Φ≤10	+0.006~+0.021
10<Φ≤18	+0.007~+0.025
18<Φ≤20	+0.008~+0.029

ITEM CODE	d1-m7	L1	LU	Dh6	LS	L
DRS3D-107	10.7	55	40	Φ12	45	102
DRS3D-1075	10.75	55	40	Φ12	45	102
DRS3D-108	10.8	55	40	Φ12	45	102
DRS3D-109	10.9	55	40	Φ12	45	102
DRS3D-110	11	55	40	Φ12	45	102
DRS3D-111	11.1	55	40	Φ12	45	102
DRS3D-112	11.2	55	40	Φ12	45	102
DRS3D-1125	11.25	55	40	Φ12	45	102
DRS3D-113	11.3	55	40	Φ12	45	102
DRS3D-1135	11.35	55	40	Φ12	45	102
DRS3D-114	11.4	55	40	Φ12	45	102
DRS3D-1145	11.45	55	40	Φ12	45	102
DRS3D-115	11.5	55	40	Φ12	45	102
DRS3D-116	11.6	55	40	Φ12	45	102
DRS3D-117	11.7	55	40	Φ12	45	102
DRS3D-118	11.8	55	40	Φ12	45	102
DRS3D-119	11.9	55	40	Φ12	45	102
DRS3D-120	12	55	40	Φ12	45	102
DRS3D-121	12.1	60	43	Φ14	45	107
DRS3D-122	12.2	60	43	Φ14	45	107
DRS3D-1225	12.25	60	43	Φ14	45	107
DRS3D-123	12.3	60	43	Φ14	45	107
DRS3D-124	12.4	60	43	Φ14	45	107
DRS3D-125	12.5	60	43	Φ14	45	107
DRS3D-126	12.6	60	43	Φ14	45	107
DRS3D-127	12.7	60	43	Φ14	45	107
DRS3D-1275	12.75	60	43	Φ14	45	107
DRS3D-128	12.8	60	43	Φ14	45	107
DRS3D-129	12.9	60	43	Φ14	45	107
DRS3D-130	13	60	43	Φ14	45	107
DRS3D-131	13.1	60	43	Φ14	45	107
DRS3D-1335	13.35	60	43	Φ14	45	107

DRS- 3D

DRS标准钻头3D

DRS-Solid Carbide Drill 3D

DRS-3D | 标准钻头

Carbide Twist Drill

P	M	K	N	S	H
☑	☑	☑	☐	☐	☐

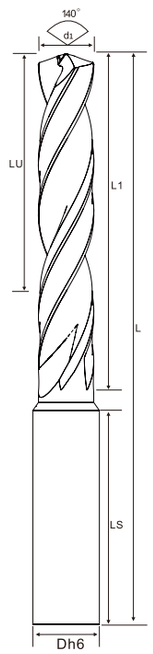

30° 螺旋角

柄径 h6

m7

■ 红色字体标注的有螺纹底孔
Threaded bottom hole marked in red font

d(刃径)	T(m7公差)
3<Φ≤6	+0.004~+0.016
6<Φ≤10	+0.006~+0.021
10<Φ≤18	+0.007~+0.025
18<Φ≤20	+0.008~+0.029

ITEM CODE	d1-m7	L1	LU	Dh6	LS	L
DRS3D-135	13.5	60	43	Φ14	45	107
DRS3D-1365	13.65	60	43	Φ14	45	107
DRS3D-138	13.8	60	43	Φ14	45	107
DRS3D-140	14	60	43	Φ14	45	107
DRS3D-1425	14.25	65	45	Φ16	48	115
DRS3D-143	14.3	65	45	Φ16	48	115
DRS3D-145	14.5	65	45	Φ16	48	115
DRS3D-1475	14.75	65	45	Φ16	48	115
DRS3D-148	14.8	65	45	Φ16	48	115
DRS3D-150	15	65	45	Φ16	48	115
DRS3D-151	15.1	65	45	Φ16	48	115
DRS3D-1525	15.25	65	45	Φ16	48	115
DRS3D-1535	15.35	65	45	Φ16	48	115
DRS3D-155	15.5	65	45	Φ16	48	115
DRS3D-158	15.8	65	45	Φ16	48	115
DRS3D-160	16	65	45	Φ16	48	115
DRS3D-165	16.5	73	51	Φ18	48	123
DRS3D-1675	16.75	73	51	Φ18	48	123
DRS3D-168	16.8	73	51	Φ18	48	123
DRS3D-170	17	73	51	Φ18	48	123
DRS3D-175	17.5	73	51	Φ18	48	123
DRS3D-178	17.8	73	51	Φ18	48	123
DRS3D-179	17.9	73	51	Φ18	48	123
DRS3D-180	18	73	51	Φ18	48	123
DRS3D-183	18.3	79	55	Φ20	50	131
DRS3D-185	18.5	79	55	Φ20	50	131
DRS3D-188	18.8	79	55	Φ20	50	131
DRS3D-190	19	79	55	Φ20	50	131
DRS3D-195	19.5	79	55	Φ20	50	131
DRS3D-198	19.8	79	55	Φ20	50	131
DRS3D-200	20	79	55	Φ20	50	131
DRS3D-204	20.4	86	60	Φ22	50	141

钻头

DRS- 3D

DRS标准钻头3D

DRS-Solid Carbide Drill 3D

DRS-3D | 标准钻头

Carbide Twist Drill

P	M	K	N	S	H
☑	☑	☑	☐	☐	☐



30° 螺旋角

柄径 h6

m7

■ 红色字体标注的有螺纹底孔
Threaded bottom hole marked in red font

d(刃径)	T(m7公差)
3<Φ≤6	+0.004~+0.016
6<Φ≤10	+0.006~+0.021
10<Φ≤18	+0.007~+0.025
18<Φ≤20	+0.008~+0.029

ITEM CODE	d1-m7	L1	LU	Dh6	LS	L
DRS3D-205	20.5	86	60	Φ22	50	141
DRS3D-210	21	86	60	Φ22	50	141
DRS3D-214	21.4	86	60	Φ22	50	141
DRS3D-215	21.5	86	60	Φ22	50	141
DRS3D-220	22	86	60	Φ22	50	141
DRS3D-2225	22.25	95	65	Φ25	56	153
DRS3D-225	22.5	95	65	Φ25	56	153
DRS3D-230	23	95	65	Φ25	56	153
DRS3D-2325	23.25	95	65	Φ25	56	153
DRS3D-235	23.5	95	65	Φ25	56	153
DRS3D-240	24	95	65	Φ25	56	153
DRS3D-245	24.5	95	65	Φ25	56	153
DRS3D-250	25	95	65	Φ25	56	153

APPLICABLE TABLE OF MACHINABLE MATERIALS

可切削材料适用表

○ 非常适合 VERY SUITABLE　○ 适合 SUITABLE

CARBON STEEL 碳素钢 PRE HARDENED STEEL 预硬钢	ALLOY STEEL 合金钢 CHISEL TOOL STEEL 工具钢	PRE HARDENED STEEL 预硬钢	HARDENED STEEL 淬硬钢	STAINLESS STEEL 不锈钢	CAST IRON 铸铁 DUCTILE IRON 球墨铸铁 ~350HB	COPPER ALLOY 铜合金	ALUMINIUM ALLOY 铝合金	TITANIUM ALLOY 钛合金	HEAT-RESISTING ALLOY 耐热合金
○		○	○	○	○	○	○	○	○

GEEFUN

DRS-5D | 标准钻头 Carbide Twist Drill

DRS- 5D

DRS标准钻头5D

DRS-Solid Carbide Drill 5D

适用于普通加工，模具，汽配和航空等各种材料。

Applicable to ordinary processing , mold, automobile and aviation and other materials.

钻头

P ☑ M ☑ K ☑ N ☐ S ☐ H ☐

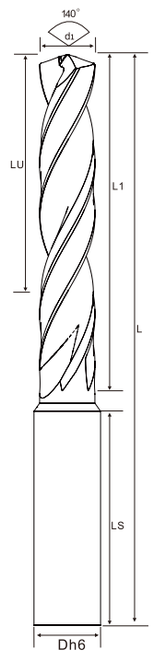

ITEM CODE	d1-m7	L1	LU	Dh6	LS	L
DRS5D-001	1	6	4	Φ4	28	50
DRS5D-011	1.1	6	4	Φ4	28	50
DRS5D-012	1.2	7	5	Φ4	28	50
DRS5D-0125	1.25	8	6	Φ4	28	50
DRS5D-013	1.3	8	6	Φ4	28	50
DRS5D-0135	1.35	9	7	Φ4	28	50
DRS5D-014	1.4	9	7	Φ4	28	50
DRS5D-0145	1.45	9	7	Φ4	28	50
DRS5D-015	1.5	9	7	Φ4	28	50
DRS5D-016	1.6	10	8	Φ4	28	50
DRS5D-017	1.7	10	8	Φ4	28	50
DRS5D-0175	1.75	11	9	Φ4	28	50
DRS5D-018	1.8	11	9	Φ4	28	50
DRS5D-019	1.9	12	10	Φ4	28	50
DRS5D-0195	1.95	12	10	Φ4	28	50
DRS5D-002	2.0	12	10	Φ4	28	50
DRS5D-0205	2.05	13	11	Φ4	28	50
DRS5D-021	2.1	13	11	Φ4	28	50
DRS5D-0215	2.15	13	11	Φ4	28	50
DRS5D-022	2.2	13	11	Φ4	28	50
DRS5D-023	2.3	14	12	Φ4	28	50
DRS5D-0235	2.35	14	12	Φ4	28	50
DRS5D-024	2.4	14	12	Φ4	28	50
DRS5D-025	2.5	15	13	Φ4	28	50
DRS5D-0255	2.55	16	14	Φ4	28	50
DRS5D-026	2.6	16	14	Φ4	28	50
DRS5D-0265	2.65	16	14	Φ4	28	50
DRS5D-027	2.7	16	14	Φ4	28	50
DRS5D-028	2.8	17	15	Φ4	28	50

30° 螺旋角

柄径 h6 ② m7

■ 红色字体标注的有螺纹底孔
Threaded bottom hole marked in red font

d（刃径）	T（m7公差）
3＜Φ≤6	+0.004~+0.016
6＜Φ≤10	+0.006~+0.021
10＜Φ≤18	+0.007~+0.025
18＜Φ≤20	+0.008~+0.029

DRS- 5D

DRS标准钻头5D

DRS-Solid Carbide Drill 5D

DRS-5D | 标准钻头 Carbide Twist Drill

钻头

P ☑ M ☑ K ☑ N ☐ S ☐ H ☐

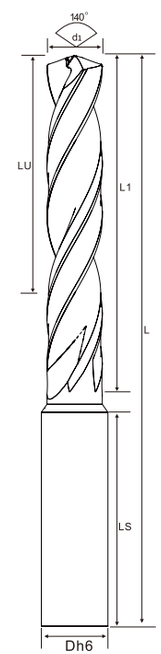

ITEM CODE	d1-m7	L1	LU	Dh6	LS	L
DRS5D-0285	2.85	17	15	Φ4	28	50
DRS5D-029	2.9	17	15	Φ4	28	50
DRS5D-0295	2.95	22	20	Φ4	28	50
DRS5D-003	3	28	23	Φ4	36	66
DRS5D-031	3.1	28	23	Φ4	36	66
DRS5D-0315	3.15	28	23	Φ4	36	66
DRS5D-032	3.2	28	23	Φ4	36	66
DRS5D-0325	3.25	28	23	Φ4	36	66
DRS5D-033	3.3	28	23	Φ4	36	66
DRS5D-034	3.4	28	23	Φ4	36	66
DRS5D-035	3.5	28	23	Φ4	36	66
DRS5D-036	3.6	28	23	Φ4	36	66
DRS5D-037	3.7	28	23	Φ4	36	66
DRS5D-038	3.8	36	29	Φ4	36	66
DRS5D-0385	3.85	36	29	Φ4	36	66
DRS5D-039	3.9	36	29	Φ4	36	66
DRS5D-004	4	36	29	Φ4	36	66
DRS5D-041	4.1	36	29	Φ6	36	74
DRS5D-042	4.2	36	29	Φ6	36	74
DRS5D-043	4.3	36	29	Φ6	36	74
DRS5D-0435	4.35	36	29	Φ6	36	74
DRS5D-044	4.4	36	29	Φ6	36	74
DRS5D-0445	4.45	36	29	Φ6	36	74
DRS5D-045	4.5	36	29	Φ6	36	74
DRS5D-046	4.6	36	29	Φ6	36	74
DRS5D-0465	4.65	36	29	Φ6	36	74
DRS5D-047	4.7	36	29	Φ6	36	74
DRS5D-048	4.8	44	35	Φ6	36	82
DRS5D-049	4.9	44	35	Φ6	36	82
DRS5D-005	5	44	35	Φ6	36	82
DRS5D-051	5.1	44	35	Φ6	36	82
DRS5D-052	5.2	44	35	Φ6	36	82
DRS5D-0525	5.25	44	35	Φ6	36	82

30° 螺旋角

柄径 h6 ② m7

■ 红色字体标注的有螺纹底孔
Threaded bottom hole marked in red font

d（刃径）	T（m7公差）
3＜Φ≤6	+0.004~+0.016
6＜Φ≤10	+0.006~+0.021
10＜Φ≤18	+0.007~+0.025
18＜Φ≤20	+0.008~+0.029

DRS- 5D

DRS标准钻头5D

DRS-Solid Carbide Drill 5D

DRS-5D | 标准钻头 Carbide Twist Drill

P ☑ M ☑ K ☑ N ☐
S ☐ H ☐

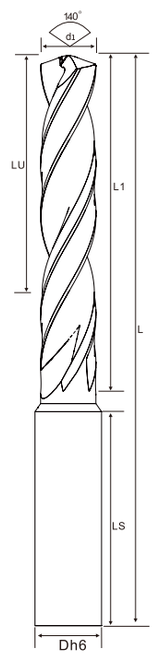

30° 螺旋角
柄径 h6
2
m7

■ 红色字体标注的有螺纹底孔
Threaded bottom hole marked in red font

d(刃径)	T(m7公差)
3<Φ≤6	+0.004~+0.016
6<Φ≤10	+0.006~+0.021
10<Φ≤18	+0.007~+0.025
18<Φ≤20	+0.008~+0.029

ITEM CODE	d1-m7	L1	LU	Dh6	LS	L
DRS5D-053	5.3	44	35	Φ6	36	82
DRS5D-054	5.4	44	35	Φ6	36	82
DRS5D-055	5.5	44	35	Φ6	36	82
DRS5D-0555	5.55	44	35	Φ6	36	82
DRS5D-056	5.6	44	35	Φ6	36	82
DRS5D-057	5.7	44	35	Φ6	36	82
DRS5D-0575	5.75	44	35	Φ6	36	82
DRS5D-058	5.8	44	35	Φ6	36	82
DRS5D-059	5.9	44	35	Φ6	36	82
DRS5D-0595	5.95	44	35	Φ6	36	82
DRS5D-006	6	44	35	Φ6	36	82
DRS5D-061	6.1	53	43	Φ8	36	91
DRS5D-062	6.2	53	43	Φ8	36	91
DRS5D-063	6.3	53	43	Φ8	36	91
DRS5D-064	6.4	53	43	Φ8	36	91
DRS5D-065	6.5	53	43	Φ8	36	91
DRS5D-066	6.6	53	43	Φ8	36	91
DRS5D-067	6.7	53	43	Φ8	36	91
DRS5D-0675	6.75	53	43	Φ8	36	91
DRS5D-068	6.8	53	43	Φ8	36	91
DRS5D-069	6.9	53	43	Φ8	36	91
DRS5D-007	7	53	43	Φ8	36	91
DRS5D-071	7.1	53	43	Φ8	36	91
DRS5D-072	7.2	53	43	Φ8	36	91
DRS5D-073	7.3	53	43	Φ8	36	91
DRS5D-074	7.4	53	43	Φ8	36	91
DRS5D-0745	7.45	53	43	Φ8	36	91
DRS5D-075	7.5	53	43	Φ8	36	91
DRS5D-076	7.6	53	43	Φ8	36	91
DRS5D-077	7.7	53	43	Φ8	36	91
DRS5D-078	7.8	53	43	Φ8	36	91
DRS5D-079	7.9	53	43	Φ8	36	91
DRS5D-008	8	53	43	Φ8	36	91

DRS- 5D
DRS标准钻头5D
DRS-Solid Carbide Drill 5D
DRS-5D | 标准钻头 Carbide Twist Drill

P ☑ M ☑ K ☑ N ☐
S ☐ H ☐



30° 螺旋角
柄径 h6
2
m7

■ 红色字体标注的有螺纹底孔
Threaded bottom hole marked in red font

d(刃径)	T(m7公差)
3<Φ≤6	+0.004~+0.016
6<Φ≤10	+0.006~+0.021
10<Φ≤18	+0.007~+0.025
18<Φ≤20	+0.008~+0.029

ITEM CODE	d1-m7	L1	LU	Dh6	LS	L
DRS5D-081	8.1	61	49	Φ10	40	103
DRS5D-082	8.2	61	49	Φ10	40	103
DRS5D-083	8.3	61	49	Φ10	40	103
DRS5D-084	8.4	61	49	Φ10	40	103
DRS5D-085	8.5	61	49	Φ10	40	103
DRS5D-086	8.6	61	49	Φ10	40	103
DRS5D-087	8.7	61	49	Φ10	40	103
DRS5D-0875	8.75	61	49	Φ10	40	103
DRS5D-088	8.8	61	49	Φ10	40	103
DRS5D-089	8.9	61	49	Φ10	40	103
DRS5D-009	9	61	49	Φ10	40	103
DRS5D-091	9.1	61	49	Φ10	40	103
DRS5D-092	9.2	61	49	Φ10	40	103
DRS5D-093	9.3	61	49	Φ10	40	103
DRS5D-0935	9.35	61	49	Φ10	40	103
DRS5D-094	9.4	61	49	Φ10	40	103
DRS5D-0945	9.45	61	49	Φ10	40	103
DRS5D-095	9.5	61	49	Φ10	40	103
DRS5D-096	9.6	61	49	Φ10	40	103
DRS5D-097	9.7	61	49	Φ10	40	103
DRS5D-098	9.8	61	49	Φ10	40	103
DRS5D-099	9.9	61	49	Φ10	40	103
DRS5D-100	10	61	49	Φ10	40	103
DRS5D-101	10.1	71	56	Φ12	45	118
DRS5D-102	10.2	71	56	Φ12	45	118
DRS5D-1025	10.25	71	56	Φ12	45	118
DRS5D-103	10.3	71	56	Φ12	45	118
DRS5D-104	10.4	71	56	Φ12	45	118
DRS5D-105	10.5	71	56	Φ12	45	118
DRS5D-106	10.6	71	56	Φ12	45	118
DRS5D-107	10.7	71	56	Φ12	45	118
DRS5D-1075	10.75	71	56	Φ12	45	118
DRS5D-108	10.8	71	56	Φ12	45	118

DRS- 5D

DRS标准钻头5D

DRS-Solid Carbide Drill 5D

DRS-5D | 标准钻头 Carbide Twist Drill

P ☑ M ☑ K ☑ N ☐
S ☐ H ☐

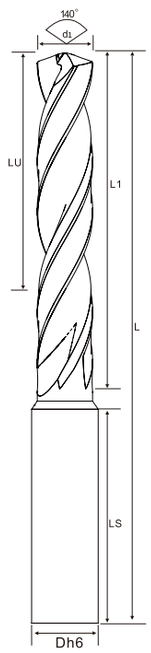

ITEM CODE	d1-m7	L1	LU	Dh6	LS	L
DRS5D-109	10.9	71	56	Φ12	45	118
DRS5D-110	11	71	56	Φ12	45	118
DRS5D-111	11.1	71	56	Φ12	45	118
DRS5D-112	11.2	71	56	Φ12	45	118
DRS5D-1125	11.25	71	56	Φ12	45	118
DRS5D-113	11.3	71	56	Φ12	45	118
DRS5D-1135	11.35	71	56	Φ12	45	118
DRS5D-114	11.4	71	56	Φ12	45	118
DRS5D-1145	11.45	71	56	Φ12	45	118
DRS5D-115	11.5	71	56	Φ12	45	118
DRS5D-116	11.6	71	56	Φ12	45	118
DRS5D-117	11.7	71	56	Φ12	45	118
DRS5D-118	11.8	71	56	Φ12	45	118
DRS5D-119	11.9	71	56	Φ12	45	118
DRS5D-120	12	71	56	Φ12	45	118
DRS5D-121	12.1	77	60	Φ14	45	124
DRS5D-122	12.2	77	60	Φ14	45	124
DRS5D-1225	12.25	77	60	Φ14	45	124
DRS5D-123	12.3	77	60	Φ14	45	124
DRS5D-124	12.4	77	60	Φ14	45	124
DRS5D-125	12.5	77	60	Φ14	45	124
DRS5D-126	12.6	77	60	Φ14	45	124
DRS5D-127	12.7	77	60	Φ14	45	124
DRS5D-1275	12.75	77	60	Φ14	45	124
DRS5D-128	12.8	77	60	Φ14	45	124
DRS5D-129	12.9	77	60	Φ14	45	124
DRS5D-130	13	77	60	Φ14	45	124
DRS5D-131	13.1	77	60	Φ14	45	124
DRS5D-1335	13.35	77	60	Φ14	45	124
DRS5D-135	13.5	77	60	Φ14	45	124
DRS5D-1365	13.65	77	60	Φ14	45	124
DRS5D-138	13.8	77	60	Φ14	45	124
DRS5D-140	14	77	60	Φ14	45	124

30° 螺旋角
柄径 h6
m7

■ 红色字体标注的有螺纹底孔
Threaded bottom hole marked in red font

d(刃径)	T(m7公差)
3<Φ≤6	+0.004~+0.016
6<Φ≤10	+0.006~+0.021
10<Φ≤18	+0.007~+0.025
18<Φ≤20	+0.008~+0.029

DRS- 5D
DRS标准钻头5D
DRS-Solid Carbide Drill 5D
DRS-5D | 标准钻头 Carbide Twist Drill

P ☑ M ☑ K ☑ N ☐
S ☐ H ☐

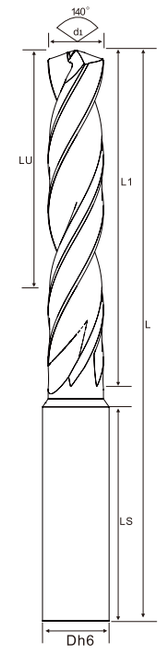

ITEM CODE	d1-m7	L1	LU	Dh6	LS	L
DRS5D-1425	14.25	83	63	Φ16	48	133
DRS5D-143	14.3	83	63	Φ16	48	133
DRS5D-145	14.5	83	63	Φ16	48	133
DRS5D-1475	14.75	83	63	Φ16	48	133
DRS5D-148	14.8	83	63	Φ16	48	133
DRS5D-150	15	83	63	Φ16	48	133
DRS5D-151	15.1	83	63	Φ16	48	133
DRS5D-1525	15.25	83	63	Φ16	48	133
DRS5D-1535	15.35	83	63	Φ16	48	133
DRS5D-155	15.5	83	63	Φ16	48	133
DRS5D-158	15.8	83	63	Φ16	48	133
DRS5D-160	16	83	63	Φ16	48	133
DRS5D-165	16.5	93	71	Φ18	48	143
DRS5D-1675	16.75	93	71	Φ18	48	143
DRS5D-168	16.8	93	71	Φ18	48	143
DRS5D-170	17	93	71	Φ18	48	143
DRS5D-175	17.5	93	71	Φ18	48	143
DRS5D-178	17.8	93	71	Φ18	48	143
DRS5D-179	17.9	93	71	Φ18	48	143
DRS5D-180	18	93	71	Φ18	48	143
DRS5D-183	18.3	101	77	Φ20	50	153
DRS5D-185	18.5	101	77	Φ20	50	153
DRS5D-188	18.8	101	77	Φ20	50	153
DRS5D-190	19	101	77	Φ20	50	153
DRS5D-195	19.5	101	77	Φ20	50	153
DRS5D-198	19.8	101	77	Φ20	50	153
DRS5D-200	20	101	77	Φ20	50	153
DRS5D-204	20.4	112	85	Φ22	50	167
DRS5D-205	20.5	112	85	Φ22	50	167
DRS5D-210	21	112	85	Φ22	50	167
DRS5D-214	21.4	112	85	Φ22	50	167
DRS5D-215	21.5	112	85	Φ22	50	167
DRS5D-220	22	112	85	Φ22	50	167

30° 螺旋角
柄径 h6
m7

■ 红色字体标注的有螺纹底孔
Threaded bottom hole marked in red font

d(刃径)	T(m7公差)
3<Φ≤6	+0.004~+0.016
6<Φ≤10	+0.006~+0.021
10<Φ≤18	+0.007~+0.025
18<Φ≤20	+0.008~+0.029

DRS- 5D

DRS标准钻头5D

DRS-Solid Carbide Drill 5D

DRS-5D | 标准钻头 Carbide Twist Drill

钻头

P ☑ M ☑ K ☑ N ☐
S ☐ H ☐

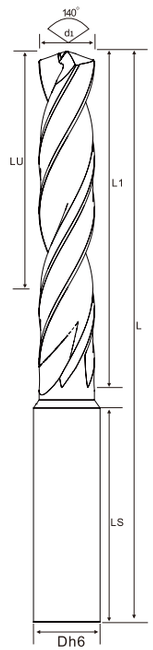

ITEM CODE	d1-m7	L1	LU	Dh6	LS	L
DRS5D-2225	22.25	126	98	Φ25	56	184
DRS5D-225	22.5	126	98	Φ25	56	184
DRS5D-230	23	126	98	Φ25	56	184
DRS5D-2325	23.25	126	98	Φ25	56	184
DRS5D-235	23.5	126	98	Φ25	56	184
DRS5D-240	24	126	98	Φ25	56	184
DRS5D-245	24.5	126	98	Φ25	56	184
DRS5D-250	25	126	98	Φ25	56	184

30° 螺旋角

柄径 h6 | 2 | m7

■ 红色字体标注的有螺纹底孔
Threaded bottom hole marked in red font

d(刃径)	T(m7公差)
3<Φ≤6	+0.004~+0.016
6<Φ≤10	+0.006~+0.021
10<Φ≤18	+0.007~+0.025
18<Φ≤20	+0.008~+0.029

APPLICABLE TABLE OF MACHINABLE MATERIALS
可切削材料适用表

○ 非常适合 VERY SUITABLE ○ 适合 SUITABLE

CARBON STEEL 碳素钢 / PRE HARDENED STEEL 预硬钢	ALLOY STEEL 合金钢 / CHISEL TOOL STEEL 工具钢	PRE HARDENED STEEL 预硬钢	HARDENED STEEL 淬硬钢	STAINLESS STEEL 不锈钢	CAST IRON 铸铁 / DUCTILE IRON 球墨铸铁 ~350HB	COPPER ALLOY 铜合金	ALUMINUM ALLOY 铝合金	TITANIUM ALLOY 钛合金	HEAT-RESISTING ALLOY 耐热合金
○		○	○	○	○	○	○	○	○

GEEFUN®

DRCS- 3D

DRCS内冷钻头3D

DRCS-Solid Carbide Drill with Internal Coolant 3D

DRCS-3D | 内冷钻头 Coolant-fed Twist Drill

能高效率，高精度钻削难加工材料，适用于从低速至高速的切削。
The High efficiency ,high precision drilling difficult processing materials,suitable for cutting from low speed to high speed.

钻头

P ☑ M ☑ K ☑ N ☑
S ☑ H ☐



ITEM CODE	d1-m7	L1	LU	Dh6	LS	L
DRCS3D-003	3	20	14	Φ6	36	62
DRCS3D-031	3.1	20	14	Φ6	36	62
DRCS3D-0315	3.15	20	14	Φ6	36	62
DRCS3D-032	3.2	20	14	Φ6	36	62
DRCS3D-0325	3.25	20	14	Φ6	36	62
DRCS3D-033	3.3	20	14	Φ6	36	62
DRCS3D-034	3.4	20	14	Φ6	36	62
DRCS3D-035	3.5	20	14	Φ6	36	62
DRCS3D-036	3.6	20	14	Φ6	36	62
DRCS3D-037	3.7	20	14	Φ6	36	62
DRCS3D-038	3.8	24	17	Φ6	36	66
DRCS3D-0385	3.85	24	17	Φ6	36	66
DRCS3D-039	3.9	24	17	Φ6	36	66
DRCS3D-004	4	24	17	Φ6	36	66
DRCS3D-041	4.1	24	17	Φ6	36	66
DRCS3D-042	4.2	24	17	Φ6	36	66
DRCS3D-043	4.3	24	17	Φ6	36	66
DRCS3D-0435	4.35	24	17	Φ6	36	66
DRCS3D-044	4.4	24	17	Φ6	36	66
DRCS3D-0445	4.45	24	17	Φ6	36	66
DRCS3D-045	4.5	24	17	Φ6	36	66
DRCS3D-046	4.6	24	17	Φ6	36	66
DRCS3D-0465	4.65	24	17	Φ6	36	66
DRCS3D-047	4.7	24	17	Φ6	36	66
DRCS3D-048	4.8	28	20	Φ6	36	66
DRCS3D-049	4.9	28	20	Φ6	36	66
DRCS3D-005	5	28	20	Φ6	36	66
DRCS3D-051	5.1	28	20	Φ6	36	66
DRCS3D-052	5.2	28	20	Φ6	36	66

30° 螺旋角

柄径 h6 | 2 | m7

■ 红色字体标注的有螺纹底孔
Threaded bottom hole marked in red font

d(刃径)	T(m7公差)
3<Φ≤6	+0.004~+0.016
6<Φ≤10	+0.006~+0.021
10<Φ≤18	+0.007~+0.025
18<Φ≤20	+0.008~+0.029

DRCS- 3D

DRCS内冷钻头3D

DRCS-Solid Carbide Drill with Internal Coolant 3D

DRCS-3D | 内冷钻头 Coolant-fed Twist Drill

P ☑ M ☑ K ☑ N ☑ S ☑ H ☐

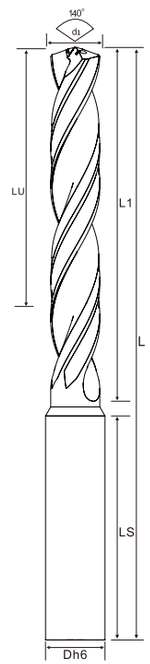

30° 螺旋角

柄径 h6 | 2 | m7

■ 红色字体标注的有螺纹底孔
Threaded bottom hole marked in red font

d(刃径)	T(m7公差)
3<Φ≤6	+0.004~+0.016
6<Φ≤10	+0.006~+0.021
10<Φ≤18	+0.007~+0.025
18<Φ≤20	+0.008~+0.029

ITEM CODE	d1-m7	L1	LU	Dh6	LS	L
DRCS3D-0525	5.25	28	20	Φ6	36	66
DRCS3D-053	5.3	28	20	Φ6	36	66
DRCS3D-054	5.4	28	20	Φ6	36	66
DRCS3D-055	5.5	28	20	Φ6	36	66
DRCS3D-0555	5.55	28	20	Φ6	36	66
DRCS3D-056	5.6	28	20	Φ6	36	66
DRCS3D-057	5.7	28	20	Φ6	36	66
DRCS3D-0575	5.75	28	20	Φ6	36	66
DRCS3D-058	5.8	28	20	Φ6	36	66
DRCS3D-059	5.9	28	20	Φ6	36	66
DRCS3D-0595	5.95	28	20	Φ6	36	66
DRCS3D-006	6	28	20	Φ6	36	66
DRCS3D-061	6.1	34	24	Φ8	36	79
DRCS3D-062	6.2	34	24	Φ8	36	79
DRCS3D-063	6.3	34	24	Φ8	36	79
DRCS3D-064	6.4	34	24	Φ8	36	79
DRCS3D-065	6.5	34	24	Φ8	36	79
DRCS3D-066	6.6	34	24	Φ8	36	79
DRCS3D-067	6.7	34	24	Φ8	36	79
DRCS3D-0675	6.75	34	24	Φ8	36	79
DRCS3D-068	6.8	34	24	Φ8	36	79
DRCS3D-069	6.9	34	24	Φ8	36	79
DRCS3D-007	7	34	24	Φ8	36	79
DRCS3D-071	7.1	41	29	Φ8	36	79
DRCS3D-072	7.2	41	29	Φ8	36	79
DRCS3D-073	7.3	41	29	Φ8	36	79
DRCS3D-074	7.4	41	29	Φ8	36	79
DRCS3D-0745	7.45	41	29	Φ8	36	79
DRCS3D-075	7.5	41	29	Φ8	36	79
DRCS3D-076	7.6	41	29	Φ8	36	79
DRCS3D-077	7.7	41	29	Φ8	36	79
DRCS3D-078	7.8	41	29	Φ8	36	79
DRCS3D-079	7.9	41	29	Φ8	36	79

DRCS- 3D

DRCS内冷钻头3D

DRCS-Solid Carbide Drill with Internal Coolant 3D

DRCS-3D | 内冷钻头 Coolant-fed Twist Drill

P ☑ M ☑ K ☑ N ☑ S ☑ H ☐

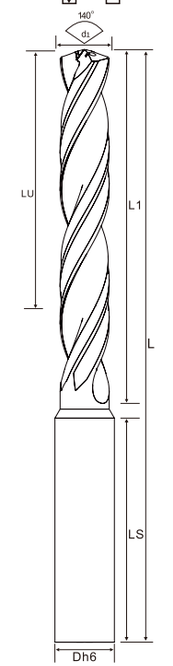

30° 螺旋角

柄径 h6 | 2 | m7

■ 红色字体标注的有螺纹底孔
Threaded bottom hole marked in red font

d(刃径)	T(m7公差)
3<Φ≤6	+0.004~+0.016
6<Φ≤10	+0.006~+0.021
10<Φ≤18	+0.007~+0.025
18<Φ≤20	+0.008~+0.029

ITEM CODE	d1-m7	L1	LU	Dh6	LS	L
DRCS3D-008	8	41	29	Φ8	36	79
DRCS3D-081	8.1	47	35	Φ10	40	89
DRCS3D-082	8.2	47	35	Φ10	40	89
DRCS3D-083	8.3	47	35	Φ10	40	89
DRCS3D-084	8.4	47	35	Φ10	40	89
DRCS3D-085	8.5	47	35	Φ10	40	89
DRCS3D-086	8.6	47	35	Φ10	40	89
DRCS3D-087	8.7	47	35	Φ10	40	89
DRCS3D-0875	8.75	47	35	Φ10	40	89
DRCS3D-088	8.8	47	35	Φ10	40	89
DRCS3D-089	8.9	47	35	Φ10	40	89
DRCS3D-009	9	47	35	Φ10	40	89
DRCS3D-091	9.1	47	35	Φ10	40	89
DRCS3D-092	9.2	47	35	Φ10	40	89
DRCS3D-093	9.3	47	35	Φ10	40	89
DRCS3D-0935	9.35	47	35	Φ10	40	89
DRCS3D-094	9.4	47	35	Φ10	40	89
DRCS3D-0945	9.45	47	35	Φ10	40	89
DRCS3D-095	9.5	47	35	Φ10	40	89
DRCS3D-096	9.6	47	35	Φ10	40	89
DRCS3D-097	9.7	47	35	Φ10	40	89
DRCS3D-098	9.8	47	35	Φ10	40	89
DRCS3D-099	9.9	47	35	Φ10	40	89
DRCS3D-100	10	47	35	Φ10	40	89
DRCS3D-101	10.1	55	40	Φ12	45	102
DRCS3D-102	10.2	55	40	Φ12	45	102
DRCS3D-1025	10.25	55	40	Φ12	45	102
DRCS3D-103	10.3	55	40	Φ12	45	102
DRCS3D-104	10.4	55	40	Φ12	45	102
DRCS3D-105	10.5	55	40	Φ12	45	102
DRCS3D-106	10.6	55	40	Φ12	45	102
DRCS3D-107	10.7	55	40	Φ12	45	102
DRCS3D-1075	10.75	55	40	Φ12	45	102

DRCS- 3D

DRCS内冷钻头3D

DRCS-Solid Carbide Drill with Internal Coolant 3D

DRCS-3D | 内冷钻头 Coolant-fed Twist Drill

P ☑ M ☑ K ☑ N ☑ S ☑ H ☐



30° 螺旋角

柄径 h6 | 2 | m7

■ 红色字体标注的有螺纹底孔
Threaded bottom hole marked in red font

d(刃径)	T(m7公差)
3<Φ≤6	+0.004~+0.016
6<Φ≤10	+0.006~+0.021
10<Φ≤18	+0.007~+0.025
18<Φ≤20	+0.008~+0.029

ITEM CODE	d1-m7	L1	LU	Dh6	LS	L
DRCS3D-108	10.8	55	40	Φ12	45	102
DRCS3D-109	10.9	55	40	Φ12	45	102
DRCS3D-110	11	55	40	Φ12	45	102
DRCS3D-111	11.1	55	40	Φ12	45	102
DRCS3D-112	11.2	55	40	Φ12	45	102
DRCS3D-1125	11.25	55	40	Φ12	45	102
DRCS3D-113	11.3	55	40	Φ12	45	102
DRCS3D-1135	11.35	55	40	Φ12	45	102
DRCS3D-114	11.4	55	40	Φ12	45	102
DRCS3D-1145	11.45	55	40	Φ12	45	102
DRCS3D-115	11.5	55	40	Φ12	45	102
DRCS3D-116	11.6	55	40	Φ12	45	102
DRCS3D-117	11.7	55	40	Φ12	45	102
DRCS3D-118	11.8	55	40	Φ12	45	102
DRCS3D-119	11.9	55	40	Φ12	45	102
DRCS3D-120	12	55	40	Φ12	45	102
DRCS3D-121	12.1	60	43	Φ14	45	107
DRCS3D-122	12.2	60	43	Φ14	45	107
DRCS3D-1225	12.25	60	43	Φ14	45	107
DRCS3D-123	12.3	60	43	Φ14	45	107
DRCS3D-124	12.4	60	43	Φ14	45	107
DRCS3D-125	12.5	60	43	Φ14	45	107
DRCS3D-126	12.6	60	43	Φ14	45	107
DRCS3D-127	12.7	60	43	Φ14	45	107
DRCS3D-1275	12.75	60	43	Φ14	45	107
DRCS3D-128	12.8	60	43	Φ14	45	107
DRCS3D-129	12.9	60	43	Φ14	45	107
DRCS3D-130	13	60	43	Φ14	45	107
DRCS3D-131	13.1	60	43	Φ14	45	107
DRCS3D-1335	13.35	60	43	Φ14	45	107
DRCS3D-135	13.5	60	43	Φ14	45	107
DRCS3D-1365	13.65	60	43	Φ14	45	107
DRCS3D-138	13.8	60	43	Φ14	45	107

DRCS- 3D
DRCS内冷钻头3D
DRCS-Solid Carbide Drill with Internal Coolant 3D
DRCS-3D | 内冷钻头 Coolant-fed Twist Drill

P ☑ M ☑ K ☑ N ☑ S ☑ H ☐



30° 螺旋角

柄径 h6 | 2 | m7

■ 红色字体标注的有螺纹底孔
Threaded bottom hole marked in red font

d(刃径)	T(m7公差)
3<Φ≤6	+0.004~+0.016
6<Φ≤10	+0.006~+0.021
10<Φ≤18	+0.007~+0.025
18<Φ≤20	+0.008~+0.029

ITEM CODE	d1-m7	L1	LU	Dh6	LS	L
DRCS3D-140	14	60	43	Φ14	45	107
DRCS3D-1425	14.25	65	45	Φ16	48	115
DRCS3D-143	14.3	65	45	Φ16	48	115
DRCS3D-145	14.5	65	45	Φ16	48	115
DRCS3D-1475	14.75	65	45	Φ16	48	115
DRCS3D-148	14.8	65	45	Φ16	48	115
DRCS3D-150	15	65	45	Φ16	48	115
DRCS3D-151	15.1	65	45	Φ16	48	115
DRCS3D-1525	15.25	65	45	Φ16	48	115
DRCS3D-1535	15.35	65	45	Φ16	48	115
DRCS3D-155	15.5	65	45	Φ16	48	115
DRCS3D-158	15.8	65	45	Φ16	48	115
DRCS3D-160	16	65	45	Φ16	48	115
DRCS3D-165	16.5	73	51	Φ18	48	123
DRCS3D-1675	16.75	73	51	Φ18	48	123
DRCS3D-168	16.8	73	51	Φ18	48	123
DRCS3D-170	17	73	51	Φ18	48	123
DRCS3D-175	17.5	73	51	Φ18	48	123
DRCS3D-178	17.8	73	51	Φ18	48	123
DRCS3D-179	17.9	73	51	Φ18	48	123
DRCS3D-180	18	73	51	Φ18	48	123
DRCS3D-183	18.3	79	55	Φ20	50	131
DRCS3D-185	18.5	79	55	Φ20	50	131
DRCS3D-188	18.8	79	55	Φ20	50	131
DRCS3D-190	19	79	55	Φ20	50	131
DRCS3D-195	19.5	79	55	Φ20	50	131
DRCS3D-198	19.8	79	55	Φ20	50	131
DRCS3D-200	20	79	55	Φ20	50	131
DRCS3D-204	20.4	86	60	Φ22	50	141
DRCS3D-205	20.5	86	60	Φ22	50	141
DRCS3D-210	21	86	60	Φ22	50	141
DRCS3D-214	21.4	86	60	Φ22	50	141
DRCS3D-215	21.5	86	60	Φ22	50	141

DRCS- 3D

DRCS内冷钻头3D

DRCS-Solid Carbide Drill with Internal Coolant 3D

DRCS-3D | 内冷钻头 Coolant-fed Twist Drill

钻头

P M K N

S H



ITEM CODE	d1-m7	L1	LU	Dh6	LS	L
DRCS3D-220	22	86	60	Φ22	50	141
DRCS3D-2225	22.25	95	65	Φ25	56	153
DRCS3D-225	22.5	95	65	Φ25	56	153
DRCS3D-230	23	95	65	Φ25	56	153
DRCS3D-2325	23.25	95	65	Φ25	56	153
DRCS3D-235	23.5	95	65	Φ25	56	153
DRCS3D-240	24	95	65	Φ25	56	153
DRCS3D-245	24.5	95	65	Φ25	56	153
DRCS3D-250	25	95	65	Φ25	56	153

30° 螺旋角

柄径 h6 | 2 | m7

■ 红色字体标注的有螺纹底孔
Threaded bottom hole marked in red font

d(刃径)	T(m7公差)
3<Φ≤6	+0.004~+0.016
6<Φ≤10	+0.006~+0.021
10<Φ≤18	+0.007~+0.025
18<Φ≤20	+0.008~+0.029

APPLICABLE TABLE OF MACHINABLE MATERIALS
可切削材料适用表

○ 非常适合 VERY SUITABLE ○ 适合 SUITABLE

CARBON STEEL 碳素钢 / PRE HARDENED STEEL 预硬钢	ALLOY STEEL 合金钢 / CHISEL TOOL STEEL 工具钢	PRE HARDENED STEEL 预硬钢	HARDENED STEEL 淬硬钢	STAINLESS STEEL 不锈钢	CAST IRON 铸铁 / DUCTILE IRON 球墨铸铁 ~350HB	COPPER ALLOY 铜合金	ALUMINUM ALLOY 铝合金	TITANIUM ALLOY 钛合金	HEAT-RESISTING ALLOY 耐热合金
○		○	○	○	○	○	○	○	○

GEEFUN®

DRCS- 5D

DRCS内冷钻头5D

DRCS-Solid Carbide Drill with Internal Coolant 5D

DRCS-5D | 内冷钻头 Coolant-fed Twist Drill

能高效率，高精度钻削难加工材料，适用于从低速至高速的切削。
The High efficiency ,high precision drilling difficult processing materials,suitable for cutting from low speed to high speed.

钻头

P M K N

S H



ITEM CODE	d1-m7	L1	LU	Dh6	LS	L
DRCS5D-003	3	28	23	Φ6	36	66
DRCS5D-031	3.1	28	23	Φ6	36	66
DRCS5D-0315	3.15	28	23	Φ6	36	66
DRCS5D-032	3.2	28	23	Φ6	36	66
DRCS5D-0325	3.25	28	23	Φ6	36	66
DRCS5D-033	3.3	28	23	Φ6	36	66
DRCS5D-034	3.4	28	23	Φ6	36	66
DRCS5D-035	3.5	28	23	Φ6	36	66
DRCS5D-036	3.6	28	23	Φ6	36	66
DRCS5D-037	3.7	28	23	Φ6	36	66
DRCS5D-038	3.8	36	29	Φ6	36	74
DRCS5D-0385	3.85	36	29	Φ6	36	74
DRCS5D-039	3.9	36	29	Φ6	36	74
DRCS5D-004	4	36	29	Φ6	36	74
DRCS5D-041	4.1	36	29	Φ6	36	74
DRCS5D-042	4.2	36	29	Φ6	36	74
DRCS5D-043	4.3	36	29	Φ6	36	74
DRCS5D-0435	4.35	36	29	Φ6	36	74
DRCS5D-044	4.4	36	29	Φ6	36	74
DRCS5D-0445	4.45	36	29	Φ6	36	74
DRCS5D-045	4.5	36	29	Φ6	36	74
DRCS5D-046	4.6	36	29	Φ6	36	74
DRCS5D-0465	4.65	36	29	Φ6	36	74
DRCS5D-047	4.7	36	29	Φ6	36	74
DRCS5D-048	4.8	44	35	Φ6	36	82
DRCS5D-049	4.9	44	35	Φ6	36	82
DRCS5D-005	5	44	35	Φ6	36	82
DRCS5D-051	5.1	44	35	Φ6	36	82
DRCS5D-052	5.2	44	35	Φ6	36	82

30° 螺旋角

柄径 h6 | 2 | m7

■ 红色字体标注的有螺纹底孔
Threaded bottom hole marked in red font

d(刃径)	T(m7公差)
3<Φ≤6	+0.004~+0.016
6<Φ≤10	+0.006~+0.021
10<Φ≤18	+0.007~+0.025
18<Φ≤20	+0.008~+0.029

DRCS- 5D

DRCS内冷钻头5D

DRCS-Solid Carbide Drill with Internal Coolant 5D

DRCS-5D | 内冷钻头 Coolant-fed Twist Drill

P ☑ M ☑ K ☑ N ☑ S ☑ H ☐



30° 螺旋角

柄径 h6 2 m7

■ 红色字体标注的有螺纹底孔
Threaded bottom hole marked in red font

d(刃径)	T(m7公差)
3<Φ≤6	+0.004~+0.016
6<Φ≤10	+0.006~+0.021
10<Φ≤18	+0.007~+0.025
18<Φ≤20	+0.008~+0.029

ITEM CODE	d1-m7	L1	LU	Dh6	LS	L
DRCS5D-0525	5.25	44	35	Φ6	36	82
DRCS5D-053	5.3	44	35	Φ6	36	82
DRCS5D-054	5.4	44	35	Φ6	36	82
DRCS5D-055	5.5	44	35	Φ6	36	82
DRCS5D-0555	5.55	44	35	Φ6	36	82
DRCS5D-056	5.6	44	35	Φ6	36	82
DRCS5D-057	5.7	44	35	Φ6	36	82
DRCS5D-0575	5.75	44	35	Φ6	36	82
DRCS5D-058	5.8	44	35	Φ6	36	82
DRCS5D-059	5.9	44	35	Φ6	36	82
DRCS5D-0595	5.95	44	35	Φ6	36	82
DRCS5D-006	6	44	35	Φ6	36	82
DRCS5D-061	6.1	53	43	Φ8	36	91
DRCS5D-062	6.2	53	43	Φ8	36	91
DRCS5D-063	6.3	53	43	Φ8	36	91
DRCS5D-064	6.4	53	43	Φ8	36	91
DRCS5D-065	6.5	53	43	Φ8	36	91
DRCS5D-066	6.6	53	43	Φ8	36	91
DRCS5D-067	6.7	53	43	Φ8	36	91
DRCS5D-0675	6.75	53	43	Φ8	36	91
DRCS5D-068	6.8	53	43	Φ8	36	91
DRCS5D-069	6.9	53	43	Φ8	36	91
DRCS5D-007	7	53	43	Φ8	36	91
DRCS5D-071	7.1	53	43	Φ8	36	91
DRCS5D-072	7.2	53	43	Φ8	36	91
DRCS5D-073	7.3	53	43	Φ8	36	91
DRCS5D-074	7.4	53	43	Φ8	36	91
DRCS5D-0745	7.45	53	43	Φ8	36	91
DRCS5D-075	7.5	53	43	Φ8	36	91
DRCS5D-076	7.6	53	43	Φ8	36	91
DRCS5D-077	7.7	53	43	Φ8	36	91
DRCS5D-078	7.8	53	43	Φ8	36	91
DRCS5D-079	7.9	53	43	Φ8	36	91

DRCS- 5D

DRCS内冷钻头5D

DRCS-Solid Carbide Drill with Internal Coolant 5D

DRCS-5D | 内冷钻头 Coolant-fed Twist Drill

P ☑ M ☑ K ☑ N ☑ S ☑ H ☐

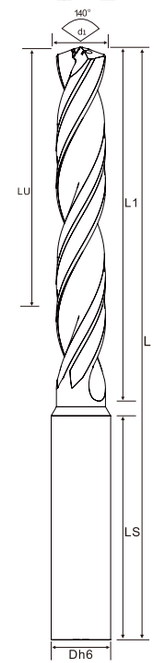

30° 螺旋角

柄径 h6 2 m7

■ 红色字体标注的有螺纹底孔
Threaded bottom hole marked in red font

d(刃径)	T(m7公差)
3<Φ≤6	+0.004~+0.016
6<Φ≤10	+0.006~+0.021
10<Φ≤18	+0.007~+0.025
18<Φ≤20	+0.008~+0.029

ITEM CODE	d1-m7	L1	LU	Dh6	LS	L
DRCS5D-008	8	53	43	Φ8	36	91
DRCS5D-081	8.1	61	49	Φ10	40	103
DRCS5D-082	8.2	61	49	Φ10	40	103
DRCS5D-083	8.3	61	49	Φ10	40	103
DRCS5D-084	8.4	61	49	Φ10	40	103
DRCS5D-085	8.5	61	49	Φ10	40	103
DRCS5D-086	8.6	61	49	Φ10	40	103
DRCS5D-087	8.7	61	49	Φ10	40	103
DRCS5D-0875	8.75	61	49	Φ10	40	103
DRCS5D-088	8.8	61	49	Φ10	40	103
DRCS5D-089	8.9	61	49	Φ10	40	103
DRCS5D-009	9	61	49	Φ10	40	103
DRCS5D-091	9.1	61	49	Φ10	40	103
DRCS5D-092	9.2	61	49	Φ10	40	103
DRCS5D-093	9.3	61	49	Φ10	40	103
DRCS5D-0935	9.35	61	49	Φ10	40	103
DRCS5D-094	9.4	61	49	Φ10	40	103
DRCS5D-0945	9.45	61	49	Φ10	40	103
DRCS5D-095	9.5	61	49	Φ10	40	103
DRCS5D-096	9.6	61	49	Φ10	40	103
DRCS5D-097	9.7	61	49	Φ10	40	103
DRCS5D-098	9.8	61	49	Φ10	40	103
DRCS5D-099	9.9	61	49	Φ10	40	103
DRCS5D-100	10	61	49	Φ10	40	103
DRCS5D-101	10.1	71	56	Φ12	45	118
DRCS5D-102	10.2	71	56	Φ12	45	118
DRCS5D-1025	10.25	71	56	Φ12	45	118
DRCS5D-103	10.3	71	56	Φ12	45	118
DRCS5D-104	10.4	71	56	Φ12	45	118
DRCS5D-105	10.5	71	56	Φ12	45	118
DRCS5D-106	10.6	71	56	Φ12	45	118
DRCS5D-107	10.7	71	56	Φ12	45	118
DRCS5D-1075	10.75	71	56	Φ12	45	118

DRCS- 5D

DRCS内冷钻头5D

DRCS-Solid Carbide Drill with Internal Coolant 5D

DRCS-5D | 内冷钻头 Coolant-fed Twist Drill

P ☑ M ☑ K ☑ N ☑ S ☑ H ☐



30° 螺旋角

柄径 h6 2 m7

■ 红色字体标注的有螺纹底孔
Threaded bottom hole marked in red font

d(刃径)	T(m7公差)
3<Φ≤6	+0.004~+0.016
6<Φ≤10	+0.006~+0.021
10<Φ≤18	+0.007~+0.025
18<Φ≤20	+0.008~+0.029

ITEM CODE	d1-m7	L1	LU	Dh6	LS	L
DRCS5D-108	10.8	71	56	Φ12	45	118
DRCS5D-109	10.9	71	56	Φ12	45	118
DRCS5D-110	11	71	56	Φ12	45	118
DRCS5D-111	11.1	71	56	Φ12	45	118
DRCS5D-112	11.2	71	56	Φ12	45	118
DRCS5D-1125	11.25	71	56	Φ12	45	118
DRCS5D-113	11.3	71	56	Φ12	45	118
DRCS5D-1135	11.35	71	56	Φ12	45	118
DRCS5D-114	11.4	71	56	Φ12	45	118
DRCS5D-1145	11.45	71	56	Φ12	45	118
DRCS5D-115	11.5	71	56	Φ12	45	118
DRCS5D-116	11.6	71	56	Φ12	45	118
DRCS5D-117	11.7	71	56	Φ12	45	118
DRCS5D-118	11.8	71	56	Φ12	45	118
DRCS5D-119	11.9	71	56	Φ12	45	118
DRCS5D-120	12	71	56	Φ12	45	118
DRCS5D-121	12.1	77	60	Φ14	45	124
DRCS5D-122	12.2	77	60	Φ14	45	124
DRCS5D-1225	12.25	77	60	Φ14	45	124
DRCS5D-123	12.3	77	60	Φ14	45	124
DRCS5D-124	12.4	77	60	Φ14	45	124
DRCS5D-125	12.5	77	60	Φ14	45	124
DRCS5D-126	12.6	77	60	Φ14	45	124
DRCS5D-127	12.7	77	60	Φ14	45	124
DRCS5D-1275	12.75	77	60	Φ14	45	124
DRCS5D-128	12.8	77	60	Φ14	45	124
DRCS5D-129	12.9	77	60	Φ14	45	124
DRCS5D-130	13	77	60	Φ14	45	124
DRCS5D-131	13.1	77	60	Φ14	45	124
DRCS5D-1335	13.35	77	60	Φ14	45	124
DRCS5D-135	13.5	77	60	Φ14	45	124
DRCS5D-1365	13.65	77	60	Φ14	45	124
DRCS5D-138	13.8	77	60	Φ14	45	124

DRCS- 5D

DRCS内冷钻头5D

DRCS-Solid Carbide Drill with Internal Coolant 5D

DRCS-5D | 内冷钻头 Coolant-fed Twist Drill

P ☑ M ☑ K ☑ N ☑ S ☑ H ☐



30° 螺旋角

柄径 h6 2 m7

■ 红色字体标注的有螺纹底孔
Threaded bottom hole marked in red font

d(刃径)	T(m7公差)
3<Φ≤6	+0.004~+0.016
6<Φ≤10	+0.006~+0.021
10<Φ≤18	+0.007~+0.025
18<Φ≤20	+0.008~+0.029

ITEM CODE	d1-m7	L1	LU	Dh6	LS	L
DRCS5D-140	14	77	60	Φ14	45	124
DRCS5D-1425	14.25	83	63	Φ16	48	133
DRCS5D-143	14.3	83	63	Φ16	48	133
DRCS5D-145	14.5	83	63	Φ16	48	133
DRCS5D-1475	14.75	83	63	Φ16	48	133
DRCS5D-148	14.8	83	63	Φ16	48	133
DRCS5D-150	15	83	63	Φ16	48	133
DRCS5D-151	15.1	83	63	Φ16	48	133
DRCS5D-1525	15.25	83	63	Φ16	48	133
DRCS5D-1535	15.35	83	63	Φ16	48	133
DRCS5D-155	15.5	83	63	Φ16	48	133
DRCS5D-158	15.8	83	63	Φ16	48	133
DRCS5D-160	16	83	63	Φ16	48	133
DRCS5D-165	16.5	93	71	Φ18	48	143
DRCS5D-1675	16.75	93	71	Φ18	48	143
DRCS5D-168	16.8	93	71	Φ18	48	143
DRCS5D-170	17	93	71	Φ18	48	143
DRCS5D-175	17.5	93	71	Φ18	48	143
DRCS5D-178	17.8	93	71	Φ18	48	143
DRCS5D-179	17.9	93	71	Φ18	48	143
DRCS5D-180	18	93	71	Φ18	48	143
DRCS5D-183	18.3	101	77	Φ20	50	153
DRCS5D-185	18.5	101	77	Φ20	50	153
DRCS5D-188	18.8	101	77	Φ20	50	153
DRCS5D-190	19	101	77	Φ20	50	153
DRCS5D-195	19.5	101	77	Φ20	50	153
DRCS5D-198	19.8	101	77	Φ20	50	153
DRCS5D-200	20	101	77	Φ20	50	153
DRCS5D-204	20.4	112	85	Φ22	50	167
DRCS5D-205	20.5	112	85	Φ22	50	167
DRCS5D-210	21	112	85	Φ22	50	167
DRCS5D-214	21.4	112	85	Φ22	50	167
DRCS5D-215	21.5	112	85	Φ22	50	167

钻头

DRCS- 5D

DRCS内冷钻头5D

DRCS-Solid Carbide Drill with Internal Coolant 5D

DRCS-5D | 内冷钻头

Coolant-fed Twist Drill

P ☑ M ☑ K ☑ N ☑ S ☑ H ☐



ITEM CODE	d1-m7	L1	LU	Dh6	LS	L
DRCS5D-220	22	112	85	Φ22	50	167
DRCS5D-2225	22.25	126	98	Φ25	56	184
DRCS5D-225	22.5	126	98	Φ25	56	184
DRCS5D-230	23	126	98	Φ25	56	184
DRCS5D-2325	23.25	126	98	Φ25	56	184
DRCS5D-235	23.5	126	98	Φ25	56	184
DRCS5D-240	24	126	98	Φ25	56	184
DRCS5D-245	24.5	126	98	Φ25	56	184
DRCS5D-250	25	126	98	Φ25	56	184

30° 螺旋角

柄径 h6 | 2 | m7

■ 红色字体标注的有螺纹底孔
Threaded bottom hole marked in red font

d (刃径)	T (m7公差)
3<Φ≤6	+0.004~+0.016
6<Φ≤10	+0.006~+0.021
10<Φ≤18	+0.007~+0.025
18<Φ≤20	+0.008~+0.029

APPLICABLE TABLE OF MACHINABLE MATERIALS

可切削材料适用表

○ 非常适合 VERY SUITABLE　○ 适合 SUITABLE

CARBON STEEL 碳素钢 / PRE HARDENED STEEL 预硬钢	ALLOY STEEL 合金钢 / CHISEL TOOL STEEL 工具钢	PRE HARDENED STEEL 预硬钢	HARDENED STEEL 淬硬钢	STAINLESS STEEL 不锈钢	CAST IRON 铸铁 / DUCTILE IRON 球墨铸铁 ~350HB	COPPER ALLOY 铜合金	ALUMINIUM ALLOY 铝合金	TITANIUM ALLOY 钛合金	HEAT-RESISTING ALLOY 耐热合金
○		○	○	○	○	○	○	○	○

成型孔加工 I Forming hole processing

采用全新细微粒钨钢棒料研磨而成，精度准确，耐热度高。

Made of brand new fine particle tungsten steel rod material, with accurate accuracy and high heat resistance.

GEEFUN

GDRC | 中心钻 Center Drill

GDRC

GDRC系列中心钻

GDRC-Solid Carbide Center Drill -A

A&B 型可选。

Both A And B Type is available.

A型中心钻

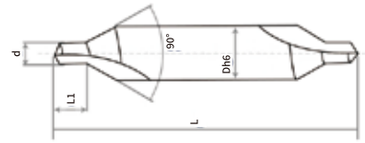

ITEM CODE	d	L1	Dh6	L
GDRCA-0100	Φ1.0	1.3	Φ3	50
GDRCA-0130	Φ1.3	1.6	Φ3	50
GDRCA-0160	Φ1.6	2	Φ4	50
GDRCA-0200	Φ2.0	2.5	Φ5	50
GDRCA-0250	Φ2.5	3.1	Φ6	60
GDRCA-0320	Φ3.2	3.9	Φ8	75
GDRCA-0400	Φ4.0	5	Φ10	75
GDRCA-0500	Φ5.0	6.3	Φ12	75
GDRCA-0630	Φ6.3	8	Φ16	90

GDRC

GDRC系列中心钻

GDRC-Solid Carbide Center Drill -A

A&B 型可选。

Both A And B Type is available.

B型带护锥中心钻

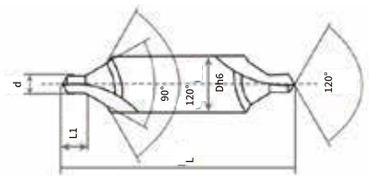

ITEM CODE	d	L1	Dh6	L
GDRCB-0100	Φ1.0	1.3	Φ3	50
GDRCB-0130	Φ1.3	1.6	Φ3	50
GDRCB-0160	Φ1.6	2	Φ4	50
GDRCB-0200	Φ2.0	2.5	Φ5	50
GDRCB-0250	Φ2.5	3.1	Φ6	60
GDRCB-0320	Φ3.2	3.9	Φ8	75
GDRCB-0400	Φ4.0	5	Φ10	75
GDRCB-0500	Φ5.0	6.3	Φ12	75
GDRCB-0630	Φ6.3	8	Φ16	90

成型孔加工

GEEFUN

2SNC | 定心钻 Pilot drill

2SNC

2SNC定心钻

2SNC-2 Flutes NC Spotting Drill

精准定位钻头，中心定位和倒角加工一次性完成。

Precise positioning drill center positioning and chamfering finish.

P ☑ M ☑ K ☑ N ☑ S ☑ H ☑

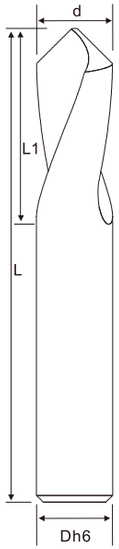

ITEM CODE	d1	L1	Dh6	L
2SNC00350	Φ3	6	Φ3	50
2SNC00450	Φ4	8	Φ4	50
2SNC00550	Φ5	10	Φ5	50
2SNC00650	Φ6	12	Φ6	50
2SNC00860	Φ8	16	Φ8	60
2SNC01075	Φ10	20	Φ10	75
2SNC01275	Φ12	25	Φ12	75
2SNC01480	Φ14	30	Φ14	80
2SNC16100	Φ16	30	Φ16	100
2SNC18100	Φ18	30	Φ18	100
2SNC20100	Φ20	30	Φ20	100

成型孔加工

GEEFUN

REA-H7 | 铰刀 Reamer

REA-H7

REA-H7螺旋铰刀
REA-H7 Spiral reamer

P	M	K	N	S	H
☑	☑	☑	☐	☐	☐

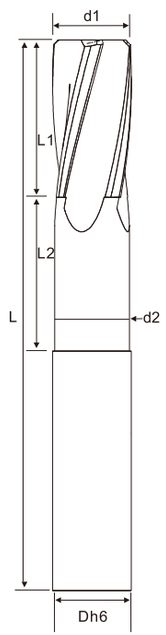

ITEM CODE	d1	d2	L1	L2	Dh6	L
REA-4EH70004	Φ4	Φ3.5	15	15	Φ4	65
REA-4EH70045	Φ4.5	Φ4	15	15	Φ5	65
REA-4EH70005	Φ5	Φ4.5	15	15	Φ5	65
REA-4EH70055	Φ5.5	Φ5	15	15	Φ6	65
REA-4EH70006	Φ6	Φ5.5	15	15	Φ6	65
REA-4EH70065	Φ6.5	Φ6	15	15	Φ8	75
REA-4EH70007	Φ7	Φ6.5	20	15	Φ8	75
REA-4EH70075	Φ7.5	Φ7	20	15	Φ8	75
REA-4EH70008	Φ8	Φ7.5	20	15	Φ8	75
REA-4EH70085	Φ8.5	Φ8	20	15	Φ10	75
REA-4EH70009	Φ9	Φ8.5	20	15	Φ10	75
REA-4EH70095	Φ9.5	Φ9	20	15	Φ10	75
REA-4EH70010	Φ10	Φ9.5	20	15	Φ10	75
REA-6EH70105	Φ10.5	Φ10	20	20	Φ12	90
REA-6EH70011	Φ11	Φ10.5	20	20	Φ12	90
REA-6EH70115	Φ11.5	Φ11	20	20	Φ12	90
REA-6EH70012	Φ12	Φ11.5	20	20	Φ12	90
REA-6EH70125	Φ12.5	Φ12	20	25	Φ14	100
REA-6EH70013	Φ13	Φ12.5	20	25	Φ14	100
REA-6EH70135	Φ13.5	Φ13	30	25	Φ14	100
REA-6EH70014	Φ14	Φ13.5	30	25	Φ14	100
REA-6EH70145	Φ14.5	Φ14	30	30	Φ16	110
REA-6EH70015	Φ15	Φ14.5	30	30	Φ16	110
REA-6EH70155	Φ15.5	Φ15	30	30	Φ16	110
REA-6EH70016	Φ16	Φ15.5	30	30	Φ16	110
REA-6EH70165	Φ16.5	Φ16	35	30	Φ18	115
REA-6EH70017	Φ17	Φ16.5	35	30	Φ18	115
REA-6EH70175	Φ17.5	Φ17	35	30	Φ18	115
REA-6EH70018	Φ18	Φ17.5	35	30	Φ18	115
REA-6EH70185	Φ18.5	Φ18	35	30	Φ20	125
REA-6EH70019	Φ19	Φ18.5	35	30	Φ20	125
REA-6EH70195	Φ19.5	Φ19	35	30	Φ20	125
REA-6EH70020	Φ20	Φ19.5	35	30	Φ20	125

GEEFUN

REAZ-H7 | 铰刀 Reamer

REAZ-H7

REAZ-H7直槽铰刀
REAZ-H7 Straight groove reamer

P	M	K	N	S	H
☑	☑	☑	☐	☐	☐

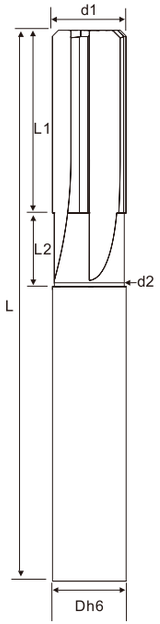

ITEM CODE	d1	d2	L1	L2	Dh6	L
REAZ-4EH70004	Φ4	Φ3.5	15	15	Φ4	65
REAZ-4EH70045	Φ4.5	Φ4	15	15	Φ5	65
REAZ-4EH70005	Φ5	Φ4.5	15	15	Φ5	65
REAZ-4EH70055	Φ5.5	Φ5	15	15	Φ6	65
REAZ-4EH70006	Φ6	Φ5.5	15	15	Φ6	65
REAZ-4EH70065	Φ6.5	Φ6	15	15	Φ8	75
REAZ-4EH70007	Φ7	Φ6.5	20	15	Φ8	75
REAZ-4EH70075	Φ7.5	Φ7	20	15	Φ8	75
REAZ-4EH70008	Φ8	Φ7.5	20	15	Φ8	75
REAZ-4EH70085	Φ8.5	Φ8	20	15	Φ10	75
REAZ-4EH70009	Φ9	Φ8.5	20	15	Φ10	75
REAZ-4EH70095	Φ9.5	Φ9	20	15	Φ10	75
REAZ-4EH70010	Φ10	Φ9.5	20	15	Φ10	75
REAZ-6EH70105	Φ10.5	Φ10	20	20	Φ12	90
REAZ-6EH70011	Φ11	Φ10.5	20	20	Φ12	90
REAZ-6EH70115	Φ11.5	Φ11	20	20	Φ12	90
REAZ-6EH70012	Φ12	Φ11.5	20	20	Φ12	90
REAZ-6EH70125	Φ12.5	Φ12	20	25	Φ14	100
REAZ-6EH70013	Φ13	Φ12.5	20	25	Φ14	100
REAZ-6EH70135	Φ13.5	Φ13	30	25	Φ14	100
REAZ-6EH70014	Φ14	Φ13.5	30	25	Φ14	100
REAZ-6EH70145	Φ14.5	Φ14	30	30	Φ16	110
REAZ-6EH70015	Φ15	Φ14.5	30	30	Φ16	110
REAZ-6EH70155	Φ15.5	Φ15	30	30	Φ16	110
REAZ-6EH70016	Φ16	Φ15.5	30	30	Φ16	110
REAZ-6EH70165	Φ16.5	Φ16	35	30	Φ18	115
REAZ-6EH70017	Φ17	Φ16.5	35	30	Φ18	115
REAZ-6EH70175	Φ17.5	Φ17	35	30	Φ18	115
REAZ-6EH70018	Φ18	Φ17.5	35	30	Φ18	115
REAZ-6EH70185	Φ18.5	Φ18	35	30	Φ20	125
REAZ-6EH70019	Φ19	Φ18.5	35	30	Φ20	125
REAZ-6EH70195	Φ19.5	Φ19	35	30	Φ20	125
REAZ-6EH70020	Φ20	Φ19.5	35	30	Φ20	125

孔加工 I Forming hole processing

整体钨钢一次成型，规格齐全支持定制。
Whole tungsten steel is formed in one go,
with complete specifications supporting customization.





GEEFUN®

MGR

MGR系列镗刀

MGR-Cermented carbide small diameter cutter
(Boring cutter)

MGR | 镗刀 Boring Tool

P ☑ M ☑ K ☑ N ☑
S ☐ H ☐

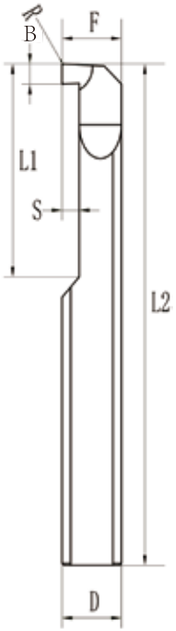

ITEM CODE	B	S	L1	R	F	D	L2	最小加工孔径
MGR3-B0.5-L10	0.5	1	10	0.05	2.8	Φ4	50	3.0mm
MGR3-B0.8-L10	0.8	1	10	0.05	2.8	Φ4	50	3.0mm
MGR4-B1.0-L10	1.0	1.5	10	0.05	2.8	Φ4	50	3.0mm
MGR4-B1.5-L10	1.5	1.5	10	0.05	2.8	Φ4	50	3.0mm
MGR4-B1.0-L15	1.0	1.5	15	0.05	3.8	Φ4	50	4.0mm
MGR4-B1.5-L15	1.5	1.5	15	0.05	3.8	Φ4	50	4.0mm
MGR5-B1.0-L15	1.0	1.5	15	0.1	4.8	Φ5	50	5.0mm
MGR5-B1.5-L15	1.5	2	15	0.1	4.8	Φ5	50	5.0mm
MGR5-B2.0-L15	2.0	2	15	0.1	4.8	Φ5	50	5.0mm
MGR5-B1.0-L22	1.0	1.5	22	0.1	4.8	Φ5	50	5.0mm
MGR5-B1.5-L22	1.5	2	22	0.1	4.8	Φ5	50	5.0mm
MGR5-B2.0-L22	2.0	2	22	0.1	4.8	Φ5	50	5.0mm
MGR6-B1.0-L15	1.0	2	15	0.15	5.8	Φ6	50	6.0mm
MGR6-B1.5-L15	1.5	2	15	0.15	5.8	Φ6	50	6.0mm
MGR6-B2.0-L15	2.0	2	15	0.15	5.8	Φ6	50	6.0mm
MGR6-B1.0-L22	1.0	2	22	0.15	5.8	Φ6	50	6.0mm
MGR6-B1.5-L22	1.5	2	22	0.15	5.8	Φ6	50	6.0mm
MGR6-B2.0-L22	2.0	2	22	0.15	5.8	Φ6	50	6.0mm
MGR8-B2.5-L22	2.5	3	22	0.15	7.8	Φ8	60	8.0mm

MIR

MIR系列镗刀

MIR-Cermented carbide small diameter cutter
(Boring cutter)

P ☑ M ☑ K ☑ N ☑
S ☐ H ☐

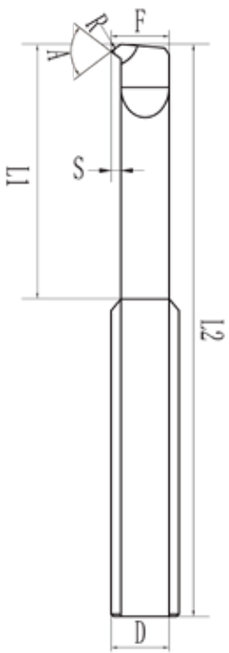

ITEM CODE	F	L1	S	R	D	L2	mm	牙数/英寸
MIR14-L5-A60	1.4	5	0.4	0	Φ4	50	0.2-0.35	64-56
MIR18-L7-A60	1.8	7	0.6	0	Φ4	50	0.35-0.6	56-32
MIR24-L7-A60	2.4	7	0.6	0	Φ4	50	0.35-0.7	40-32
MIR3-L15-A60	3	15	0.8	0.03	Φ4	50	0.5-0.75	32-24
MIR4-L15-A60	3.8	15	1	0.05	Φ4	50	0.5-1.0	28-24
MIR5-L15-A60	4.8	15	1.5	0.08	Φ5	50	0.75-1.0	24-20
MIR5-L22-A60	4.8	22	1.5	0.08	Φ5	50	0.75-1.0	24-20
MIR6-L15-A60	5.6	15	1.8	0.1	Φ6	50	1.0-1.5	24-16
MIR6-L22-A60	5.6	22	1.8	0.1	Φ6	50	1.0-1.5	24-16
MIR8-L22-A60	7.8	22	2.2	0.1	Φ8	60	1.0-1.75	24-13

孔加工

MFR

MFR系列镗刀

MFR-Cermented carbide small diameter cutter
(Boring cutter)

P ☑ M ☑ K ☑ N ☑
S ☐ H ☐

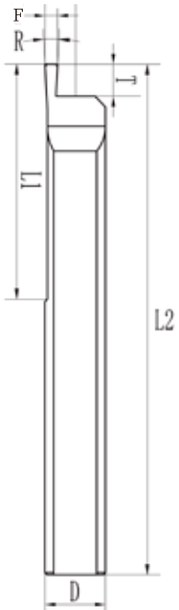

ITEM CODE	F	T	L1	R	D	L2	最小加工孔径
MFR4-B0.5-15L	0.5	1	15	0.05	Φ4	50	6.0mm
MFR4-B0.75-15L	0.75	1.5	15	0.05	Φ4	50	6.0mm
MFR4-B1.0-15L	1	1.5	15	0.05	Φ4	50	6.0mm
MFR4-B1.5-15L	1.5	2.8	15	0.05	Φ4	50	6.0mm
MFR5-B0.75-22L	0.75	1.5	22	0.1	Φ5	50	6.0mm
MFR5-B1.0-22L	1	1.5	22	0.1	Φ5	50	6.0mm
MFR5-B1.5-22L	1.5	2.5	22	0.1	Φ5	50	6.0mm
MFR5-B2.0-22L	2	4	22	0.1	Φ5	50	6.0mm
MFR6-B1.0-22L	1	2	22	0.1	Φ6	50	8.0mm
MFR6-B1.5-22L	1.5	3	22	0.1	Φ6	50	8.0mm
MFR6-B2.0-22L	2	4	22	0.1	Φ6	50	8.0mm
MFR6-B2.5-22L	2.5	5	22	0.1	Φ6	50	8.0mm
MFR8-B3.0-22L	3	6	22	0.2	Φ8	60	10.0mm

孔加工

MFL

MFL系列镗刀

MFL-Cermented carbide small diameter cutter
(Boring cutter)

P ☑ M ☑ K ☑ N ☑
S ☐ H ☐

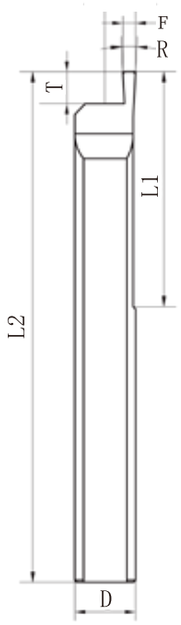

ITEM CODE	F	T	L1	R	D	L2	最小加工孔径
MFL4-B0.5-15L	0.5	1	15	0.05	Φ4	50	6.0mm
MFL4-B0.75-15L	0.75	1.5	15	0.05	Φ4	50	6.0mm
MFL4-B1.0-15L	1	1.5	15	0.05	Φ4	50	6.0mm
MFL4-B1.5-15L	1.5	2.8	15	0.05	Φ4	50	6.0mm
MFL5-B0.75-22L	0.75	1.5	22	0.1	Φ5	50	6.0mm
MFL5-B1.0-22L	1	1.5	22	0.1	Φ5	50	6.0mm
MFL5-B1.5-22L	1.5	2.5	22	0.1	Φ5	50	6.0mm
MFL5-B2.0-22L	2	4	22	0.1	Φ5	50	6.0mm
MFL6-B1.0-22L	1	2	22	0.1	Φ6	50	8.0mm
MFL6-B1.5-22L	1.5	3	22	0.1	Φ6	50	8.0mm
MFL6-B2.0-22L	2	4	22	0.1	Φ6	50	8.0mm
MFL6-B2.5-22L	2.5	5	22	0.1	Φ6	50	8.0mm
MFL8-B3.0-22L	3	6	22	0.2	Φ8	60	10.0mm

MPR

MPR系列镗刀

MPR-Cermented carbide small diameter cutter
(Boring cutter)

P ☑ M ☑ K ☑ N ☑
S ☐ H ☐

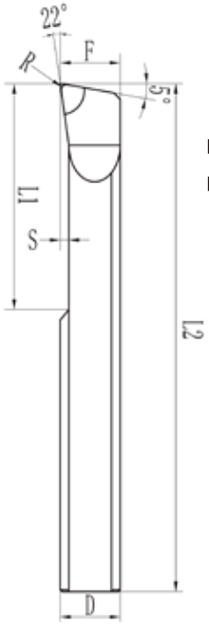

ITEM CODE	F	L1	S	R	D	L2	最小加工孔径
MPR1-R0.05-L4	0.85	4	0.15	0.05	Φ4	50	1.0mm
MPR1.5-R0.1-L6	1.3	6	0.15	0.1	Φ4	50	1.5mm
MPR2-R0.1-L10	1.8	10	0.3	0.1	Φ4	50	2.0mm
MPR2-R0.2-L10	1.8	10	0.3	0.2	Φ4	50	2.0mm
MPR2-R0.1-L15	1.8	15	0.3	0.1	Φ4	50	2.0mm
MPR2-R0.2-L15	1.8	15	0.3	0.2	Φ4	50	2.0mm
MPR2.5-R0.1-L10	2.3	10	0.3	0.1	Φ4	50	2.5mm
MPR2.5-R0.2-L10	2.3	10	0.3	0.2	Φ4	50	2.5mm
MPR3-R0.1-L10	2.7	10	0.3	0.1	Φ4	50	3.0mm
MPR3-R0.2-L10	2.7	10	0.3	0.2	Φ4	50	3.0mm
MPR3-R0.1-L15	2.7	15	0.3	0.1	Φ4	50	3.0mm
MPR3-R0.2-L15	2.7	15	0.3	0.2	Φ4	50	3.0mm
MPR4-R0.1-L10	3.7	10	0.7	0.1	Φ4	50	4.0mm
MPR4-R0.2-L10	3.7	10	0.7	0.2	Φ4	50	4.0mm
MPR4-R0.1-L15	3.7	15	0.7	0.1	Φ4	50	4.0mm
MPR4-R0.2-L15	3.7	15	0.7	0.2	Φ4	50	4.0mm
MPR4-R0.1-L22	3.7	22	0.7	0.1	Φ4	50	4.0mm
MPR4-R0.2-L22	3.7	22	0.7	0.2	Φ4	50	4.0mm
MPR5-R0.1-L15	4.7	15	1.2	0.1	Φ5	50	5.0mm
MPR5-R0.2-L15	4.7	15	1.2	0.2	Φ5	50	5.0mm
MPR5-R0.1-L22	4.7	22	1.2	0.1	Φ5	50	5.0mm
MPR5-R0.2-L22	4.7	22	1.2	0.2	Φ5	50	5.0mm
MPR6-R0.1-L15	5.7	15	1.2	0.1	Φ6	50	6.0mm
MPR6-R0.2-L15	5.7	15	1.2	0.2	Φ6	50	6.0mm
MPR6-R0.1-L22	5.7	22	1.2	0.1	Φ6	50	6.0mm
MPR6-R0.2-L22	5.7	22	1.2	0.2	Φ6	50	6.0mm
MPR8-R0.15-L30	7.5	30	1.5	0.15	Φ8	60	8.0mm
MPR8-R0.3-L30	7.5	30	1.5	0.3	Φ8	60	8.0mm

GEEFUN®

MQR

MQR系列镗刀

MQR-Cermented carbide small diameter cutter
(Boring cutter)

MQR | 镗刀 Boring Tool

P ☑ M ☑ K ☑ N ☑
S ☐ H ☐

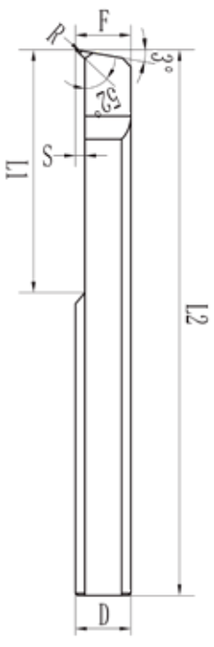

ITEM CODE	F	L1	S	R	D	L2	最小加工孔径
MQR3-R0. 1-L10	2. 9	10	0. 6	0. 1	Φ4	50	3. 0mm
MQR3-R0. 2-L10	2. 9	10	0. 6	0. 2	Φ4	50	3. 0mm
MQR4-R0. 1-L10	3. 9	10	0. 8	0. 1	Φ4	50	4. 0mm
MQR4-R0. 2-L10	3. 9	10	0. 8	0. 2	Φ4	50	4. 0mm
MQR4-R0. 2-L15	3. 9	15	0. 8	0. 2	Φ4	50	4. 0mm
MQR4-R0. 2-L22	3. 9	22	0. 8	0. 2	Φ4	50	4. 0mm
MQR5-R0. 1-L15	4. 9	15	1	0. 1	Φ5	50	5. 0mm
MQR5-R0. 2-L15	4. 9	15	1	0. 2	Φ5	50	5. 0mm
MQR5-R0. 2-L22	4. 9	22	1	0. 2	Φ5	50	5. 0mm
MQR6-R0. 1-L15	5. 9	15	1	0. 1	Φ6	50	6. 0mm
MQR6-R0. 2-L22	5. 9	22	1	0. 2	Φ6	50	6. 0mm
MQR8-R0. 1-L25	7. 5	25	2	0. 1	Φ8	60	8. 0mm
MQR8-R0. 2-L25	7. 5	25	2	0. 2	Φ8	60	8. 0mm

GEEFUN®

MUR

MUR系列镗刀

MUR-Cermented carbide small diameter cutter
(Boring cutter)

MUR | 镗刀 Boring Tool

P ☑ M ☑ K ☑ N ☑
S ☐ H ☐

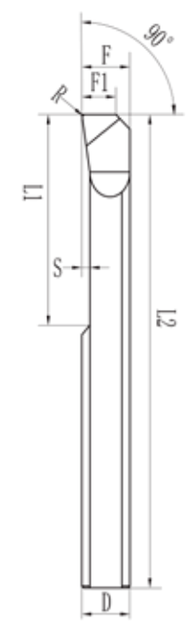

ITEM CODE	F	F1	L1	S	R	D	L2	最小加工孔径
MUR3-R0.1-L10	2.7	1.3	10	0.4	0.1	Φ4	50	3.0mm
MUR3-R0.15-L10	2.7	1.3	10	0.4	0.15	Φ4	50	3.0mm
MUR4-R0.15-L15	3.7	2.8	15	0.5	0.15	Φ4	50	4.0mm
MUR4-R0.2-L15	3.7	2.8	15	0.5	0.2	Φ4	50	4.0mm
MUR4-R0.15-L22	3.7	2.8	22	0.5	0.15	Φ4	50	4.0mm
MUR4-R0.2-L22	3.7	2.8	22	0.5	0.2	Φ4	50	4.0mm
MUR5-R0.15-L15	4.7	3.1	15	0.7	0.15	Φ5	50	5.0mm
MUR5-R0.2-L15	4.7	3.1	15	0.7	0.2	Φ5	50	5.0mm
MUR5-R0.15-L22	4.7	3.1	22	0.7	0.15	Φ5	50	5.0mm
MUR5-R0.2-L22	4.7	3.1	22	0.7	0.2	Φ5	50	5.0mm
MUR6-R0.15-L15	5.7	3.7	15	1	0.15	Φ6	50	6.0mm
MUR6-R0.2-L15	5.7	3.7	15	1	0.2	Φ6	50	6.0mm
MUR6-R0.15-L22	5.7	3.7	22	1	0.15	Φ6	50	6.0mm
MUR6-R0.2-L22	5.7	3.7	22	1	0.2	Φ6	50	6.0mm
MUR8-R0.2-L30	7.7	5	30	1	0.2	Φ8	60	8.0mm

MTR

MTR系列镗刀

MTR-Cermented carbide small diameter cutter

P ☑ M ☑ K ☑ N ☑
S ☐ H ☐

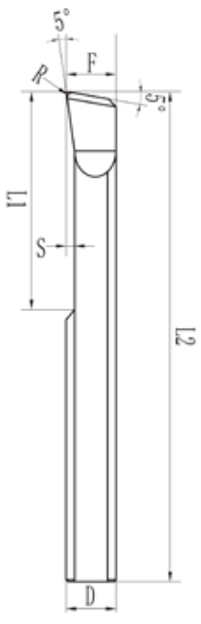

ITEM CODE	F	L1	S	R	D	L2	最小加工孔径
MTR1-R0.05-L4	0.85	4	0.15	0.05	Φ4	50	1.0mm
MTR1.5-R0.1-L5	1.3	5	0.2	0.1	Φ4	50	1.5mm
MTR2-R0.1-L10	1.8	10	0.25	0.1	Φ4	50	2.0mm
MTR2-R0.15-L10	1.8	10	0.25	0.15	Φ4	50	2.0mm
MTR2.5-R0.15-L10	2.3	10	0.3	0.15	Φ4	50	2.5mm
MTR2.5-R0.15-L15	2.3	15	0.3	0.15	Φ4	50	2.5mm
MTR3-R0.1-L10	2.7	10	0.3	0.1	Φ4	50	3.0mm
MTR3-R0.1-L15	2.7	15	0.3	0.1	Φ4	50	3.0mm
MTR3-R0.15-L10	2.7	10	0.3	0.15	Φ4	50	3.0mm
MTR3-R0.15-L15	2.7	15	0.3	0.15	Φ4	50	3.0mm
MTR3-R0.2-L10	2.7	10	0.3	0.2	Φ4	50	3.0mm
MTR3-R0.2-L15	2.7	15	0.3	0.2	Φ4	50	3.0mm
MTR4-R0.1-L10	3.7	10	0.4	0.1	Φ4	50	4.0mm
MTR4-R0.1-L15	3.7	15	0.4	0.1	Φ4	50	4.0mm
MTR4-R0.1-L22	3.7	22	0.4	0.1	Φ4	50	4.0mm
MTR4-R0.15-L10	3.7	10	0.4	0.15	Φ4	50	4.0mm
MTR4-R0.15-L15	3.7	15	0.4	0.15	Φ4	50	4.0mm
MTR4-R0.15-L22	3.7	22	0.4	0.15	Φ4	50	4.0mm
MTR4-R0.2-L10	3.9	10	0.4	0.2	Φ4	50	4.0mm
MTR4-R0.2-L15	3.9	15	0.4	0.2	Φ4	50	4.0mm
MTR4-R0.2-L22	3.9	22	0.4	0.2	Φ4	50	4.0mm
MTR4-R0.2-L30	3.9	30	0.4	0.2	Φ4	60	4.0mm

GEEFUN®
MTR | 镗刀 Boring Tool

MTR

MTR系列镗刀

MTR-Cermented carbide small diameter cutter

P ☑ M ☑ K ☑ N ☑
S ☐ H ☐

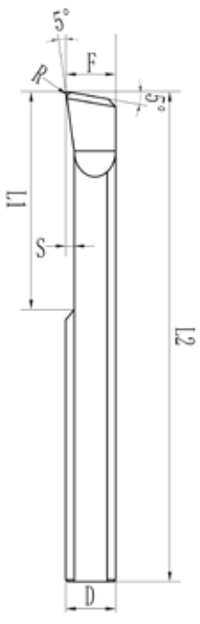

ITEM CODE	F	L1	S	R	D	L2	最小加工孔径
MTR5-R0.1-L15	4.7	15	0.5	0.1	Φ5	50	5.0mm
MTR5-R0.1-L22	4.7	22	0.5	0.1	Φ5	50	5.0mm
MTR5-R0.2-L15	4.7	15	0.5	0.2	Φ5	50	5.0mm
MTR5-R0.2-L22	4.7	22	0.5	0.2	Φ5	50	5.0mm
MTR5-R0.1-L30	4.7	30	0.5	0.1	Φ5	75	5.0mm
MTR5-R0.2-L30	4.9	30	0.5	0.2	Φ5	75	5.0mm
MTR6-R0.1-L15	5.7	15	0.5	0.1	Φ6	50	6.0mm
MTR6-R0.1-L22	5.7	22	0.5	0.1	Φ6	50	6.0mm
MTR6-R0.2-L15	5.7	15	0.5	0.2	Φ6	50	6.0mm
MTR6-R0.2-L22	5.7	22	0.5	0.2	Φ6	50	6.0mm
MTR6-R0.2-L30	5.7	30	0.5	0.2	Φ6	75	6.0mm
MTR6-R0.2-L35	5.9	35	0.5	0.2	Φ6	75	6.0mm
MTR8-R0.2-L30	7.5	30	0.5	0.2	Φ8	60	8.0mm
MTR8-R0.2-L35	7.5	35	0.5	0.2	Φ8	75	8.0mm
MTR10-R0.2-L35	9.9	35	0.5	0.2	Φ10	75	10.0mm

孔加工

螺纹加工 I Thread processing

高效钨钢螺纹铣刀排屑顺畅不粘刀。

Efficient tungsten steel thread milling cutter for smooth chip removal and non stick cutting.

GEEFUN®

THR | 螺纹铣刀

Thread milling cutter

THR

单牙螺纹铣刀

THR-Carbide single-tooth thread milling cutter

P	M	K	N	S	H
☑	☑	☑	☐	☐	☐

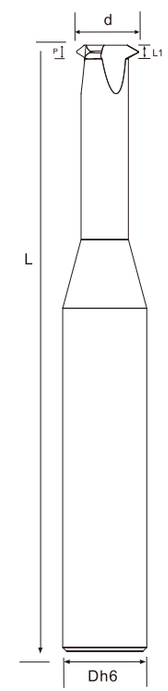

ITEM CODE	M coarse	P	d	L1	Dh6	L	F
DM1*0. 25*D4	M1*0. 25	0. 25	0. 73	2. 3	Φ4	50	3
DM1. 2*0. 25*D4	M1. 2*0. 25	0. 25	0. 92	2. 8	Φ4	50	3
DM1. 4*0. 3*D4	M1. 4*0. 3	0. 3	1. 05	3. 2	Φ4	50	3
DM1. 6*0. 35*D4	M1. 6*0. 35	0. 35	1. 2	3. 3	Φ4	50	3
DM1. 8*0. 35*D4	M1. 8*0. 35	0. 35	1. 41	4. 1	Φ4	50	3
DM2*0. 4*D4	M2*0. 4	0. 4	1. 54	4. 4	Φ4	50	3
DM2. 2*0. 45*D4	M2. 2*0. 45	0. 45	1. 63	4. 8	Φ4	50	3
DM2. 5*0. 45*D4	M2. 5*0. 45	0. 45	1. 96	5. 3	Φ4	50	3
DM3*0. 5*D4	M3*0. 5	0. 5	2. 4	6. 4	Φ4	50	3
DM3. 5*0. 6*D4	M3. 5*0. 6	0. 6	2. 75	7. 4	Φ4	50	3
DM4*0. 7*D4	M4*0. 7	0. 7	3. 15	8. 6	Φ4	50	3
DM4*0. 7*D6	M4*0. 7	0. 7	3. 15	8. 6	Φ6	50	3
DM5*0. 8*D4	M5*0. 8	0. 8	4	12	Φ4	50	3
DM5*0. 8*D6	M5*0. 8	0. 8	4. 05	12	Φ6	50	3
DM6*1*D6	M6*1	1	4. 8	13	Φ6	50	3
DM8*1. 25*D6	M8*1. 25	1. 25	6	20	Φ6	60	3
DM8*1. 25*D8	M8*1. 25	1. 25	6. 5	17	Φ8	63	3
DM10*1. 5*D8	M10*1. 5	1. 5	8	22	Φ8	63	3
DM10*1. 5*D10	M10*1. 5	1. 5	8. 2	21	Φ10	73	3
DM12*1. 5*D10	M12*1. 5	1. 5	10	25	Φ10	73	4
DM12*1. 75*D10	M12*1. 75	1. 75	10	25	Φ10	73	3
DM14*2*D10	M14*2	2	10	28	Φ10	73	3
DM14*2*D12	M14*2	2	11. 5	29	Φ12	75	4
DM16*1. 5*D12	M16*1. 5	1. 5	12	32	Φ12	83	4
DM16*2*D12	M16*2	2	12	32	Φ12	83	4
DM16*2*D14	M16*2	2	13. 6	32	Φ14	83	4
DM20*1. 5*D16	M20*1. 5	1. 5	16	40	Φ16	92	4
DM20*2*D16	M20*2	2	16	40	Φ16	92	4
DM20*2. 5*D16	M20*2. 5	2. 5	16	41	Φ16	92	4
DM20*2. 5*D18	M20*2. 5	2. 5	17. 1	41	Φ18	92	4
DM24*3*D16	M24*3	3	16	42	Φ16	92	4
DM27*3*D20	M27*3	3	20	43	Φ20	100	4

THR 三牙螺纹铣刀

THR-Carbide three-tooth thread milling cutter

P ☑ M ☑ K ☑ N ☐
S ☐ H ☐



柄径 h6

ITEM CODE	M coarse	P	d	L1	Dh6	L	F
SM1*0. 25*D4	M1*0. 25	0. 25	0. 73	2. 5	Φ4	50	3
SM1. 2*0. 25*D4	M1. 2*0. 25	0. 25	0. 92	3	Φ4	50	3
SM1. 4*0. 3*D4	M1. 4*0. 3	0. 3	1. 05	3. 5	Φ4	50	3
SM1. 6*0. 35*D4	M1. 6*0. 35	0. 35	1. 2	4	Φ4	50	3
SM1. 6*0. 35*D6	M1. 6*0. 35	0. 35	1. 2	4	Φ6	50	3
SM1. 8*0. 35*D4	M1. 8*0. 35	0. 35	1. 41	4. 5	Φ4	50	3
SM2*0. 4*D4	M2*0. 4	0. 4	1. 54	5	Φ4	50	3
SM2*0. 4*D6	M2*0. 4	0. 4	1. 54	5	Φ6	50	3
SM2. 2*0. 45*D4	M2. 2*0. 45	0. 45	1. 63	5. 5	Φ4	50	3
SM2. 5*0. 45*D4	M2. 5*0. 45	0. 45	1. 96	6. 3	Φ4	50	3
SM2. 5*0. 45*D6	M2. 5*0. 45	0. 45	1. 96	6. 3	Φ6	50	3
SM3*0. 5*D4	M3*0. 5	0. 5	2. 4	8. 5	Φ4	50	3
SM3*0. 6*D4	M3*0. 5	0. 5	2. 75	8. 5	Φ6	50	3
SM3*0. 5*D6	M3*0. 5	0. 5	2. 4	8. 5	Φ6	50	3
SM3. 5*0. 6*D4	M3. 5*0. 6	0. 6	2. 75	9	Φ4	50	3
SM3. 5*0. 6*D6	M3. 5*0. 6	0. 6	2. 75	9	Φ6	50	3
SM4*0. 5*D4	M4*0. 5	0. 5	3. 15	10	Φ4	50	3
SM4*0. 7*D4	M4*0. 7	0. 7	3. 15	10	Φ4	50	3
SM4*0. 7*D6	M4*0. 7	0. 7	3. 15	10	Φ6	50	3
SM5*0. 8*D4	M5*0. 8	0. 8	4	13	Φ4	50	3
SM5*0. 8*D6	M5*0. 8	0. 8	4. 05	13	Φ6	50	3
SM6*0. 75*D6	M6*0. 75	0. 75	4. 8	15	Φ6	50	3
SM6*1*D6	M6*1	1	4. 8	15	Φ6	50	3
SM8*0. 5*D6	M8*0. 5	0. 5	6	20	Φ6	50	3
SM8*0. 75*D6	M8*0. 75	0. 75	6	20	Φ6	50	3
SM8*1*D6	M8*1	1	6	20	Φ6	50	3
SM8*1. 25*D6	M8*1. 25	1. 25	6	20	Φ6	60	3
SM8*1. 25*D8	M8*1. 25	1. 25	6. 5	20	Φ8	60	3
SM10*1*D8	M10*1	1	8	25	Φ8	60	4
SM10*1. 5*D8	M10*1. 5	1. 5	8	25	Φ8	60	4
SM10*1. 5*D10	M10*1. 5	1. 5	8. 2	25	Φ10	75	4
SM12*1*D10	M12*1	1. 5	10	30	Φ10	75	4

P ☑ M ☑ K ☑ N ☐
S ☐ H ☐

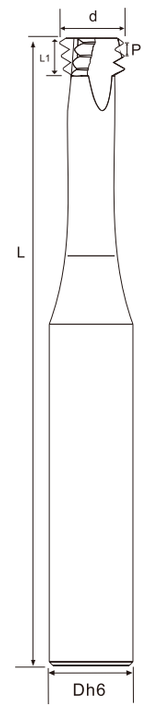

柄径 h6

ITEM CODE	M coarse	P	d	L1	Dh6	L	F
SM12*1. 5*D10	M12*1. 5	1. 5	10	30	Φ10	75	4
SM12*1. 75*D10	M12*1. 75	1. 75	10	30	Φ10	75	4
SM14*1. 5*D12	M14*1. 5	1. 5	11. 6	32	Φ12	75	4
SM14*2*D12	M14*2	2	11. 6	32	Φ12	75	4
SM16*1. 5*D12	M16*1. 5	1. 5	12	36	Φ12	75	4
SM16*2*D12	M16*2	2	12	36	Φ12	75	4
SM16*2*D14	M16*2	2	13. 6	36	Φ14	90	5
SM20*1. 5*D16	M20*1. 5	1. 5	16	48	Φ16	100	5
SM20*2*D16	M20*2	2	16	48	Φ16	100	5
SM20*2. 5*D16	M20*2. 5	2. 5	16	48	Φ16	100	5
SM20*2. 5*D18	M20*2. 5	2. 5	17. 1	48	Φ18	100	5
SM24*3*D16	M24*3	3	16	48	Φ16	100	5
SM27*3*D20	M27*3	3	20	48	Φ20	100	5

THR
全牙螺纹铣刀
THR-Carbide full thread milling cutter

P ☑ M ☑ K ☑ N ☐
S ☐ H ☐

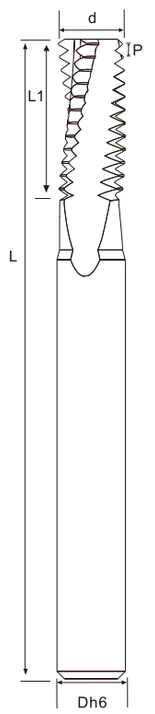

ITEM CODE	M coarse	P	d	L1	Dh6	L	F
QM1.6*0.35*D4	M1.6*0.35	0.35	1.2	3.2	Φ4	50	3
QM2*0.4*D4	M2*0.4	0.4	1.54	4	Φ4	50	3
QM2.5*0.45*D4	M2.5*0.45	0.45	1.96	5	Φ4	50	3
QM3*0.5*D4	M3*0.5	0.5	2.4	6	Φ4	50	3
QM3.5*0.6*D4	M3.5*0.6	0.6	2.75	7	Φ4	50	3
QM4*0.5*D4	M4*0.5	0.5	3.1	8	Φ4	50	3
QM4*0.7*D4	M4*0.7	0.7	3.1	8	Φ4	50	3
QM5*0.8*D4	M5*0.8	0.8	4	10.4	Φ4	50	3
QM5*0.8*D6	M5*0.8	0.8	4.05	10.4	Φ6	57	3
QM6*0.5*D6	M6*0.5	0.5	5	12	Φ6	57	3
QM6*0.75*D6	M6*0.75	0.75	5	12	Φ6	57	3
QM6*1*D6	M6*1	1	4.8	12	Φ6	57	3
QM8*0.75*D6	M8*0.75	0.75	6	16	Φ6	60	3
QM8*1*D6*D6	M8*1	1	6	16	Φ6	60	3
QM8*1.25*D6	M8*1.25	1.25	6	16	Φ6	60	3
QM8*1.25*D8	M8*1.25	1.25	6.5	16	Φ8	60	3
QM10*1*D8	M10*1	1	7.9	20	Φ8	63	4
QM10*1.25*D8	M10*1.25	1.25	7.9	20	Φ8	63	4
QM10*1.5*D8	M10*1.5	1.5	7.7	20	Φ8	63	4
QM10*1.5*D10	M10*1.5	1.5	8.2	20	Φ10	73	4
QM12*1*D10	M12*1	1	10	24	Φ10	73	4
QM12*1.25*D10	M12*1.25	1.25	9.9	24	Φ10	73	4
QM12*1.5*D10	M12*1.5	1.5	9.4	24	Φ10	73	4
QM12*1.75*D10	M12*1.75	1.75	9.4	24	Φ10	73	4
QM14*2*D10	M14*2	2	10	28	Φ10	73	4
QM14*2*D12	M14*2	2	11.5	29	Φ12	83	4
QM16*1*D12	M16*1	1	12	32	Φ12	83	4
QM16*1.5*D12	M16*1.5	1.5	11.9	32	Φ12	83	4
QM16*2*D12	M16*2	2	12	32	Φ12	83	4
QM16*2*D14	M16*2	2	13.6	33	Φ14	83	5
QM18*2.5*D14	M18*2.5	2.5	14	38	Φ14	83	5
QM20*1.5*D16	M20*1.5	1.5	16	40	Φ16	92	5
QM20*2*D16	M20*2	2	16	40	Φ16	92	5
QM20*2.5*D16	M20*2.5	2.5	16	40	Φ16	92	5
QM20*2.5*D18	M20*2.5	2.5	17.1	41	Φ18	92	5
QM24*3*D16	M24*3	3	16	42	Φ16	92	5
QM27*3*D20	M27*3	3	20	45	Φ20	100	5

外螺纹	UNC	UNF	UNEF	d	L1	Dh6	L	F
	No. 8–32			3.2	8.7	Φ4	50	3
		No. 12–28		3.9	11.8	Φ4	50	3
	No. 12–24			3.9	11.6	Φ4	50	3
	1/4"*20			4	12.7	Φ4	50	3
	1/4"*20			5	12	Φ6	50	3
	5/16"*18			5.9	16	Φ6	50	3
	3/8"*16			6.7	19.5	Φ8	63	4
	9/16"*12			11.8	28	Φ12	83	4
内螺纹		No. 8–36		3.3	8.5	Φ4	50	3
		No. 10–32	No. 12–3/8"*32	3.5	11.1	Φ4	50	3
		No. 12–28, 1/4"*28	7/16", 1/2"*28	3.9	11.8	Φ4	50	3
		1/4"*28	7/16", 1/2"*28	5	12	Φ6	50	3
			7/16", 1/2"*28	9.2	22.7	Φ10	73	4
	No. 10–24	5/16", 3/8"*24	9/16", 11/16"*24	3.7	10.6	Φ4	50	3
		5/16", 3/8"*24	9/16", 11/16"*24	6	16	Φ6	50	3
		3/8"*24	9/16", 11/16"*24	7.4	20	Φ8	60	4
			9/16", 11/16"*24	11.9	28.6	Φ12	83	4
	1/4"*20	7/16", 1/2"*20	3/4"–1"*20	4	12.7	Φ4	50	3
		7/16", 1/2"*20	3/4"–1"*20	7.9	23	Φ8	63	4
		1/2"*20	3/4"–1"*20	10	25.4	Φ10	73	4
			3/4"–1"*20	14	38.1	Φ14	92	5
	5/16"*18	9/16", 5/8"*18	11/16"–1, 11/16"*18	5.9	16	Φ6	50	3
		9/16", 5/8"*18	11/16"–1, 11/16"*18	10	25.4	Φ10	73	4
		5/8"*18	11/16"–1, 11/16"*18	11.9	30	Φ12	83	4
	3/8"*16	3/4"*16		6.7	19.5	Φ8	63	3
		3/4"*16		12	37	Φ12	83	4
		3/4"*16		15.9	38.1	Φ16	92	5
	7/16"*14	7/8"*14		9	23.6	Φ10	73	4
		7/8"*14		16	40	Φ16	92	5
	1/2"*13			9.4	25.4	Φ10	73	4
	9/16"*12	1"–1 1/2"*12		11.8	28	Φ12	83	4
		1"–1 1/2"*12		19.9	50.8	Φ20	100	5
	5/8"*11			11.9	32.3	Φ12	83	4
	3/4"*10			14	38.1	Φ14	92	5
	7/8"*9			16	45.2	Φ16	92	5
	1"*8			20	50.8	Φ20	100	5

THR
螺纹铣刀(G)/(RC)
Thread milling cutter(G)/(RC)

		M coarse	d	L1	Dh6	L	F
单牙螺纹铣刀 single-tooth thread milling cutter	W3/16-24	1.058	3.5	12	Φ4	50	3
	G/RC1/4/20	1.27	4	12	Φ4	50	4
	G/RC 1/16 1/8-28	0.907-1.337	6	15	Φ6	50	4
	G/RC1/2/14	1.814	8	22	Φ8	60	4
	G/RC1/2 3/4-14	1.814	10	30	Φ10	75	4
	G/RC1-11	2.309	12	38	Φ12	75	4

		M coarse	d	L1	Dh6	L	F
三牙螺纹铣刀 three-tooth thread milling cutter	1/16"*28	28	6	18	Φ6	50	3
	1/8"*28	28	8	25	Φ8	60	4
	1/4"*19	19	10	30	Φ10	75	4
	3/8"*19	19	12	38	Φ12	75	4
	1/2", 3/4"*14	14	12	38	Φ12	75	4
	1", 1 1/2", 2", 2 1/2"*11	11	16	46	Φ16	92	5

		M coarse	d	L1	Dh6	L	F
全牙螺纹铣刀 full tooth thread milling cutter	G 1/16	0.907	6	16.3	Φ6	57	3
	G 1/8-28	0.907	7.7	20	Φ8	63	4
	G 1/4-19	1.337	9.9	26.7	Φ10	73	4
	G 3/8-19	1.337	12	31	Φ12	75	4
	G 3/8-19	1.337	13.4	33.4	Φ14	92	5
	G1/2 3/4-14	1.814	12	35	Φ12	75	4
	G1/2 3/4-14	1.814	15.7	40	Φ16	92	5
	G 1-11	2.309	16	40	Φ16	92	5

		M coarse	d	L1	Dh6	L	F
螺纹铣刀(RC) thread milling cutter	1/16"*28	28	5.8	16.3	Φ6	57	3
	1/8"*28	28	7.7	20	Φ8	63	3
	1/4"*19	19	9.9	26.7	Φ10	73	4
	3/8"*19	19	12	25.4	Φ12	75	4
	3/8"*19	19	13.4	33.4	Φ14	92	5
	1/2", 3/4"*14	14	12	25.4	Φ12	75	4
	1/2", 3/4"*14	14	15.7	43.5	Φ16	92	5
	PT 1-11	11	14	30	Φ16	92	5

THR
螺纹铣刀(NPT/NPTF)/(UN三牙)
Thread milling cutter(NPT/NPTF)/(UN three-tooth)

		M coarse	d	L1	Dh6	L	F
螺纹铣刀(NPT/NPTF) thread milling cutter	1/16"*27	27	5.3	9.4	Φ6	57	3
	1/8"*27	27	7.5	9.4	Φ8	63	4
	1/4"*18	18	9.4	14.1	Φ10	73	4
	3/8"*18	18	11.9	21.21	Φ12	83	4
	1/2", 3/4"*14	14	12	25.4	Φ12	75	4
	1/2", 3/4"*14	14	15.5	25.4	Φ16	92	5
	1"-2"*11.5	11.5	15.9	33.1	Φ16	92	5
	2 1/2", 3"*8	8	16	38.1	Φ16	92	5

	UNC	UNF	M coarse	d	L1	Dh6	L	F
螺纹铣刀(NPT/NPTF) thread milling cutter		No. 0-80	80	1.2	4	Φ4	50	3
		No. 1-72	72	1.45	4	Φ4	50	3
	No. 1-64	No. 2-64	64	1.4	4	Φ4	50	3
	No. 2-56	No. 3-56	56	1.65	5.0	Φ4	50	3
	No. 3-56		56	1.95	5.5	Φ4	50	3
	No. 3-48	No. 4-48	48	1.95	5.0	Φ4	50	3
		No. 4-48	48	2.25	6.0	Φ4	50	3
	No. 4-40	No. 6-40	40	2.15	6.0	Φ4	50	3
	No. 5-40	No. 6-40	40	2.45	7.5	Φ4	50	3
	No. 6-40		40	2.75	7.5	Φ4	50	3
		No. 8-36	36	3.3	9	Φ4	50	3
	No. 6-32, No. 8-32	No. 10-32	32	2.65	7.5	Φ4	50	3
	No. 8-32	No. 10-32	32	3.2	9.0	Φ4	50	3
		No. 10-32	32	3.5	10	Φ4	50	3
		No. 10-24	24	3.7	10	Φ4	50	3
	1/4"*20		20	4.9	16	Φ6	50	3
		1/4"*28	28	5	15	Φ6	50	3
		5/16"*24	24	6	20	Φ6	50	4
		3/8"*24	24	7.9	25.4	Φ8	60	4
		7/16"*20	20	7.9	25.4	Φ8	60	4
	5/16"*18		18	6	18	Φ6	50	4
	3/8"*16		16	7.4	25.4	Φ8	60	4
	7/16"*14		14	9.0	25.4	Φ10	75	4

SED系列涂层先端丝锥

产品系列	直径 D1	螺距 P	螺纹长度 L2	颈长 L3	全长 L1	刃数	精度 TAP
SED-M3*0.5	M3	0.5	10	18	56	3F	6HX
SED-M4*0.7	M4	0.7	13	21	63	3F	6HX
SED-M5*0.8	M5	0.8	16	25	70	3F	6HX
SED-M6*1.0	M6	1	18	30	80	3F	6HX
SED-M8*1.0	M8	1	20	35	90	4F	6HX
SED-M8*1.25	M8	1.25	20	35	90	4F	6HX
SED-M10*1.0	M10	1	20	39	100	4F	6HX
SED-M10*1.25	M10	1.25	20	39	100	4F	6HX
SED-M10*1.5	M10	1.5	20	39	100	4F	6HX
SED-M12*1.25	M12	1.25	25	/	110	5F	6HX
SED-M12*1.5	M12	1.5	25	/	110	5F	6HX
SED-M12*1.75	M12	1.75	25	/	110	5F	6HX
SED-M14*1.5	M14	1.5	25	/	110	5F	6HX
SED-M14*2.0	M14	2	25	/	110	4F	6HX
SED-M16*1.5	M16	1.5	25	/	110	4F	6HX
SED-M16*2.0	M16	2	25	/	110	4F	6HX
SED-M18*1.5	M18	1.5	25	/	125	4F	6HX
SED-M18*2.5	M18	2.5	25	/	125	4F	6HX
SED-M20*1.5	M20	1.5	28	/	140	4F	6HX
SED-M20*2.5	M20	2.5	28	/	140	4F	6HX

SFD系列涂层螺旋丝锥

产品系列	直径 D1	螺距 P	螺纹长度 L2	颈长 L3	全长 L1	刃数	精度 TAP
SFD-M3*0.5	M3	0.5	10	18	56	3F	6H
SFD-M4*0.7	M4	0.7	8.4	21	63	3F	6H
SFD-M5*0.8	M5	0.8	9.6	25	70	3F	6H
SFD-M6*1.0	M6	1	12	30	80	3F	6H
SFD-M8*1.0	M8	1	15	35	90	3F	6HX
SFD-M8*1.25	M8	1.25	15	35	90	3F	6H
SFD-M10*1.0	M10	1	18	39	100	3F	6HX
SFD-M10*1.25	M10	1.25	18	39	100	3F	6HX
SFD-M10*1.5	M10	1.5	18	39	100	3F	6H
SFD-M12*1.5	M12	1.5	18	/	110	3F	6HX
SFD-M12*1.25	M12	1.25	18	/	110	3F	6HX
SFD-M12*1.75	M12	1.75	18	/	110	3F	6H
SFD-M14*1.5	M14	1.5	20	/	110	3F	6HX
SFD-M14*2.0	M14	2	20	/	110	3F	6H
SFD-M16*1.5	M16	1.5	20	/	110	3F	6HX
SFD-M16*2.0	M16	2	20	/	110	3F	6HX
SFD-M18*1.5	M18	1.5	25	/	125	4F	6HX
SFD-M18*2.5	M18	2.5	25	/	125	4F	6HX
SFD-M20*1.5	M20	1.5	25	/	140	4F	6HX
SFD-M20*2.5	M20	2.5	25	/	140	4F	6HX

螺纹加工

GEEFUN®

Non

硬质合金铣刀非标定制系列

Non standard customized series of hard alloy milling cutters

Cutting parameters
切削参数

硬质合金4刃平底铣刀

	NOR-GEN系列		SUS-TUS系列		NOR-GEN系列		GES系列		GES系列	
被加工材料	铸铁、碳素钢、合金钢 ~30HRC(P\K)		不锈钢、钛合金 (M\S)		预硬钢、调质钢 ~45HRC(P\K)		预硬钢、调质钢 ~50HRC (P\K\H)		淬硬钢 ~55HRC(P\K\H)	
直径 (mm)	转速 (min⁻¹)	进给速度 (mm/min)	转速 (min⁻¹)	进给速度 (mm/min)	转速 (min⁻¹)	进给速度 (mm/min)	转速 (min⁻¹)	进给速度 (mm/min)	转速 (min⁻¹)	进给速度 (mm/min)
4	10800	1000	5500	180	8000	770	6500	605	5570	440
5	8200	1050	4500	180	6400	810	5000	635	4460	465
6	7000	1080	3700	195	5300	825	4200	645	3710	465
8	5200	1065	2800	195	4000	815	3200	665	2785	485
10	4200	1050	2200	195	3200	810	2500	630	2230	450
12	3500	1050	1850	195	2650	810	2100	630	1855	450
14	3000	975	1600	180	2300	755	1800	595	1590	430
16	2600	975	1400	170	2000	755	1600	595	1390	430
18	2300	960	1250	150	1800	745	1400	580	1240	420
20	2050	960	1100	150	1600	745	1250	580	1115	420

硬质合金2-4刃球头铣刀

	NOR-GEN系列		SUS-TUS系列		NOR-GEN系列		GES系列		GES系列	
被加工材料	铸铁、碳素钢、合金钢 ~30HRC(P\K)		不锈钢、钛合金 (M\S)		预硬钢、调质钢 ~45HRC(P\K)		预硬钢、调质钢 ~50HRC(P\K\H)		淬硬钢 ~55HRC(P\K\H)	
直径 (mm)	转速 (min⁻¹)	进给速度 (mm/min)	转速 (min⁻¹)	进给速度 (mm/min)	转速 (min⁻¹)	进给速度 (mm/min)	转速 (min⁻¹)	进给速度 (mm/min)	转速 (min⁻¹)	进给速度 (mm/min)
R1.5	15500	2055	7400	625	10600	975	8500	600	7430	525
R2.0	11500	2055	5550	795	8000	1190	6500	800	5570	685
R2.5	9500	2270	4450	795	6400	1190	5000	810	4455	720
R3.0	8000	2270	3700	840	5300	1245	4200	840	3715	745
R4.0	6000	2810	2750	985	4000	1515	3200	950	2785	825
R5.0	4800	2595	2200	925	3200	1405	2500	950	2230	825
R6.0	4000	2375	1850	925	2650	1320	2100	905	1855	800
R8.0	3000	2270	1350	815	2000	1295	1600	810	1395	705
R10.0	2400	2055	1100	795	1600	1200	1250	715	1115	640

硬质合金4-5刃圆鼻铣刀

	NOR-GEN系列		NOR-GEN系列		SUS-TUS系列		GES系列		GES系列	
被加工材料	铸铁、碳素钢、合金钢 ~30HRC(P\K)		调质钢 ~45HRC (P\K)		不锈钢、钛合金 (M\S)		调质钢 ~50HRC(P\K\H)		调质钢 ~55HRC(P\K\H)	
直径X圆弧半径	转速 (min⁻¹)	进给速度 (mm/min)	转速 (min⁻¹)	进给速度 (mm/min)	转速 (min⁻¹)	进给速度 (mm/min)	转速 (min⁻¹)	进给速度 (mm/min)	转速 (min⁻¹)	进给速度 (mm/min)
4.0xR0.3 4.0xR0.5	16000	7800	16000	7200	5500	180	12000	4920	7950	2130
5.0xR0.5 5.0xR1.0	12500	8400	12500	7500	4500	180	9550	5160	6350	2280
6.0xR0.5 6.0xR1.0	10600	8400	10600	7620	3700	195	7950	5160	5300	2280
8.0xR0.5 8.0xR1.0	7950	8400	7950	7620	2800	195	5950	5160	4000	2280
10.0xR0.5 10.0xR1.0 10.0xR2.0 10.0xR3.0	6350	8400	6350	7620	2200	195	4750	5160	3200	2280
12.0xR0.5 12.0xR1.0 12.0xR2.0 12.0xR3.0	5300	8400	5300	7620	1850	195	4000	5160	2650	2280
16.0xR1.0 16.0xR2.0 16.0xR3.0	3980	6970	3980	6320	1400	170	2985	4280	1990	1890
20.0xR1.0 20.0xR2.0 20.0xR3.0	3185	5785	3185	5245	1100	150	2385	3550	1590	1570

硬质合金3刃铝用铣刀

ALU系列		
被加工材料	铝合金(N)	
直径 (mm)	转速 (min⁻¹)	进给速度 (mm/min)
3	15000	3000
4	14500	3500
5	14000	3600
6	13000	3600
8	12500	4000
10	11000	4000
12	8000	4300
14	5500	4000
16	5000	4000
18	4500	3500
20	4000	3500

Cutting parameters
切削参数

硬质合金2刃钻头

	DR-DRC系列		DRS-DRCS系列		DRS-DRCS系列		DRS-DRCS系列		DRS-DRCS系列	
被加工材料	炭钢、合金钢 ~30HRC(P\K)		预硬钢 ~40HRC (P\K\M\S)		不锈钢 (M\S)		球墨铸铁 (K)		耐热合金 (M\S)	
切削速度	60~120m/min		40~70m/min		25~40m/min		50~100m/min		15~25m/min	
直径 (mm)	转速 (min⁻¹)	进给量 (mm/r)	转速 (min⁻¹)	进给量 (mm/r)	转速 (min⁻¹)	进给量 (mm/r)	转速 (min⁻¹)	进给量 (mm/r)	转速 (min⁻¹)	进给量 (mm/r)
2	14000	0.06~0.08	9500	0.06~0.08	5500	0.02~0.05	11000	0.06~0.08	3200	0.02~0.04
3	9500	0.09~0.12	6300	0.09~0.12	3700	0.03~0.07	7400	0.09~0.12	2100	0.03~0.06
4	7000	0.10~0.15	4700	0.10~0.15	2700	0.04~0.08	5600	0.10~0.15	1600	0.04~0.07
5	5700	0.12~0.18	3800	0.12~0.18	2200	0.05~0.10	4500	0.12~0.18	1250	0.05~0.09
6	4700	0.14~0.20	3100	0.14~0.20	1850	0.06~0.12	3700	0.14~0.20	1050	0.06~0.11
8	3600	0.16~0.24	2400	0.16~0.24	1400	0.08~0.16	2800	0.16~0.24	800	0.08~0.14
10	2800	0.18~0.27	1900	0.18~0.27	1100	0.10~0.18	2200	0.18~0.27	600	0.10~0.16
12	2400	0.20~0.30	1600	0.20~0.30	930	0.12~0.20	1900	0.20~0.30	500	0.12~0.18
14	2100	0.22~0.35	1400	0.22~0.35	800	0.13~0.22	1600	0.22~0.35	450	0.13~0.20
16	1800	0.25~0.36	1200	0.25~0.36	700	0.14~0.25	1400	0.25~0.36	400	0.14~0.23
18	1600	0.28~0.38	1100	0.28~0.38	620	0.15~0.28	1200	0.28~0.38	350	0.15~0.25
20	1400	0.30~0.40	950	0.30~0.40	550	0.16~0.30	1100	0.30~0.40	320	0.16~0.28
25	1500	0.32~0.42	900	0.32~0.42	700	0.17~0.32	1100	0.32~0.42	250	0.17~0.3

3D-15D公差表 3D-15DTolerance table	
d(刃径)	T(m7公差)
3<Φ≤6	+0.004~+0.016
6<Φ≤10	+0.006~+0.021
10<Φ≤18	+0.007~+0.025
18<Φ≤20	+0.008~+0.029

铰 刀

材质 Work Material	(N/mm²) 抗拉强度 (HB) 硬度	进给率fz(mm/r)			切削速度 Vc(m/min)	冷却液 Liquid Coolant
		Φ3-8	Φ8-20	Φ20-25		
结构钢 Structural steel	<500N/mm² 500-700N/mm² 700N/mm²	0.15-0.25 0.1-0.12 0.1-0.18	0.20-0.35 0.17-0.30 0.15-0.25	0.3-0.50 0.25-0.40 0.20-0.35	25-35 25-35 20-30	乳化剂 Emulsifier
工具钢 Tool Steel	<1400N/mm² >1400N/mm²	0.1-0.2 0.08-0.12	0.15-0.25 0.1-0.15	0.2-0.35 0.15-0.3	25-35 20-30	乳化剂 Emulsifier
不锈钢 Stainless steel	<850N/mm2	0.1-0.15	0.15-0.2	0.2-0.3	15-25	乳化剂 Emulsifier
铸铁 Cast Iron	<200HB >200HB	0.2-0.3 0.15-0.25	0.3-0.5 0.2-0.35	0.4-0.7 0.3-0.5	25-35 20-30	干式切削 乳化剂 Dry Cutting Emulsifier
铝合金 Aluminum Alloy		0.15-0.25	0.2-0.35	0.3-0.6	25-40	乳化剂 Emulsifier
铜合金 Copper Alloys		0.12-0.18	0.15-0.25	0.25-0.4	20-35	乳化剂 Emulsifier
钛合金 Titanium Alloy		0.08-0.12	0.1-0.15	0.15-0.2	30-40	乳化油 Emulsified oil

关于我们

ADD:Building 6-5, No.200 datong West Road, Niutang Town, Wujin District,
Changzhou city, Jiangsu Province, China

(ABROAD) Email:christinawang@geefuntools.com

Mobile/Wechat/whatsApp:+86 13616139251

(DOMESTIC)Email:jackye@geefuntools.com

Mobile/Wechat:+86 13616135521

Web: www.geefuntools.com/www.geefuntools.cn

OFFICIAL WEBSITE